

MONTHLY REPORT OF DISBURSEMENTS
For the month of March 2022

Department: Department of Environment and Natural Resources (DENR)
 Agency/Entity: Mines and Geosciences Bureau
 Operating Unit: Regional Office - VIII
 Organization Code (UACS): 10 003 0300008
 Fund Cluster: 01 Regular Agency Fund

Particulars	Current Year Budget					Prior Year's Budget									
	PS	MOOE	FinEx	CO	TOTAL	Prior Year's Accounts Payable					Current Year's Accounts Payable				
						PS	MOOE	FinEx	CO	Sub-Total	PS	MOOE	FinEx	CO	Sub-Total
1	2	3	4	5	6=(2+3+4+5)	7	8	9	10	11=(7+8+9+10)	12	13	14	15	16=(12+13+14+15)
CASH DISBURSEMENTS	2,460,756.03	2,791,197.46	0.00	0.00	5,271,953.49	0.00	88,910.88	0.00	0.00	88,910.88	0.00	0.00	0.00	0.00	0.00
Notice of Cash Allocation (NCA)	2,460,756.03	2,475,299.52	0.00	0.00	4,936,055.55	0.00	88,910.88	0.00	0.00	88,910.88	0.00	0.00	0.00	0.00	0.00
MDS Checks Issued	850,160.20	1,767,974.19	0.00	0.00	2,633,154.39	0.00	88,910.88	0.00	0.00	88,910.88	0.00	0.00	0.00	0.00	0.00
Advice to Debit Account	1,630,575.83	892,325.33	0.00	0.00	2,322,901.16	0.00	0.00	0.00	0.00	0.00	0.00	0.00	0.00	0.00	0.00
Notice of Transfer Allocations (NTA)	0.00	315,897.94	0.00	0.00	315,897.94	0.00	0.00	0.00	0.00	0.00	0.00	0.00	0.00	0.00	0.00
MDS Checks Issued	0.00	7,055.36	0.00	0.00	7,055.36	0.00	0.00	0.00	0.00	0.00	0.00	0.00	0.00	0.00	0.00
Advice to Debit Account	0.00	308,842.58	0.00	0.00	308,842.58	0.00	0.00	0.00	0.00	0.00	0.00	0.00	0.00	0.00	0.00
Working Fund for FAPs	0.00	0.00	0.00	0.00	0.00	0.00	0.00	0.00	0.00	0.00	0.00	0.00	0.00	0.00	0.00
Cash Disbursement Ceiling (CDC)	0.00	0.00	0.00	0.00	0.00	0.00	0.00	0.00	0.00	0.00	0.00	0.00	0.00	0.00	0.00
TOTAL CASH DISBURSEMENTS	2,460,756.03	2,791,197.46	0.00	0.00	5,271,953.49	0.00	88,910.88	0.00	0.00	88,910.88	0.00	0.00	0.00	0.00	0.00
NON-CASH DISBURSEMENTS	247,085.85	19,032.54	0.00	0.00	266,118.39	0.00	1,089.14	0.00	0.00	1,089.14	0.00	0.00	0.00	0.00	0.00
Tax Remittance Advices Issued (TRA)	247,085.85	19,032.54	0.00	0.00	266,118.39	0.00	1,089.14	0.00	0.00	1,089.14	0.00	0.00	0.00	0.00	0.00
Non-Cash Accrual Authority (NCAA)	0.00	0.00	0.00	0.00	0.00	0.00	0.00	0.00	0.00	0.00	0.00	0.00	0.00	0.00	0.00
Disbursements effected through outright deductions from claims (please specify...)	0.00	0.00	0.00	0.00	0.00	0.00	0.00	0.00	0.00	0.00	0.00	0.00	0.00	0.00	0.00
Overpayment of expenses (e.g. personnel benefits)	0.00	0.00	0.00	0.00	0.00	0.00	0.00	0.00	0.00	0.00	0.00	0.00	0.00	0.00	0.00
Reimbursement for loss of government property	0.00	0.00	0.00	0.00	0.00	0.00	0.00	0.00	0.00	0.00	0.00	0.00	0.00	0.00	0.00
Liquidated damages and similar claims	0.00	0.00	0.00	0.00	0.00	0.00	0.00	0.00	0.00	0.00	0.00	0.00	0.00	0.00	0.00
Others (e.g. TEF, BTR, Docs Stamp, etc.)	0.00	0.00	0.00	0.00	0.00	0.00	0.00	0.00	0.00	0.00	0.00	0.00	0.00	0.00	0.00
TOTAL NON-CASH DISBURSEMENTS	247,085.85	19,032.54	0.00	0.00	266,118.39	0.00	1,089.14	0.00	0.00	1,089.14	0.00	0.00	0.00	0.00	0.00
GRAND TOTAL	2,727,841.88	2,810,230.00	0.00	0.00	5,538,071.88	0.00	90,000.00	0.00	0.00	90,000.00	0.00	0.00	0.00	0.00	0.00

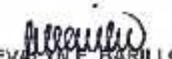
TOTAL	SUB-TOTAL	Trust Liabilities			TOTAL	Grand Total				Remarks	
		PS	MOOE	CO		PS	MOOE	FinEx	CO		TOTAL
17=(11+16)	18=(6+17)	19	20	21	22=(19+20+21)	23	24	25	26	27=(23+24+25+26)	28
88,910.88	5,360,864.35	0.00	0.00	0.00	0.00	2,480,756.03	2,680,108.32	0.00	0.00	5,360,864.35	
88,910.88	5,044,968.41	0.00	0.00	0.00	0.00	2,480,756.03	2,564,210.38	0.00	0.00	5,044,968.41	
88,910.88	2,722,065.25	0.00	0.00	0.00	0.00	650,180.20	1,871,885.05	0.00	0.00	2,722,065.25	
0.00	2,322,001.16	0.00	0.00	0.00	0.00	1,630,575.83	892,325.33	0.00	0.00	2,322,901.16	
0.00	315,897.94	0.00	0.00	0.00	0.00	0.00	315,897.94	0.00	0.00	315,897.94	
0.00	7,055.36	0.00	0.00	0.00	0.00	0.00	7,055.36	0.00	0.00	7,055.36	
0.00	308,842.58	0.00	0.00	0.00	0.00	0.00	308,842.58	0.00	0.00	308,842.58	
0.00	0.00	0.00	0.00	0.00	0.00	0.00	0.00	0.00	0.00	0.00	
0.00	0.00	0.00	0.00	0.00	0.00	0.00	0.00	0.00	0.00	0.00	
88,910.88	5,360,864.35	0.00	0.00	0.00	0.00	2,480,756.03	2,680,108.32	0.00	0.00	5,360,864.35	
1,089.14	267,207.53	0.00	0.00	0.00	0.00	247,085.85	20,121.68	0.00	0.00	267,207.53	
1,089.14	267,207.53	0.00	0.00	0.00	0.00	247,085.85	20,121.68	0.00	0.00	267,207.53	
0.00	0.00	0.00	0.00	0.00	0.00	0.00	0.00	0.00	0.00	0.00	
0.00	0.00	0.00	0.00	0.00	0.00	0.00	0.00	0.00	0.00	0.00	
0.00	0.00	0.00	0.00	0.00	0.00	0.00	0.00	0.00	0.00	0.00	
0.00	0.00	0.00	0.00	0.00	0.00	0.00	0.00	0.00	0.00	0.00	
1,089.14	267,207.53	0.00	0.00	0.00	0.00	247,085.85	20,121.68	0.00	0.00	267,207.53	
90,000.00	5,628,071.88	0.00	0.00	0.00	0.00	2,727,841.88	2,960,230.00	0.00	0.00	5,628,071.88	

SUMMARY


Particulars	Previous Report	This Month	As at Date
(1)	(2)	(3)	(4)
Total Disbursement Authorities Received	8,319,433.76	4,339,517.49	12,658,951.25
NCA	7,719,000.00	3,903,000.00	11,654,000.00
NTA	176,632.06	139,509.98	315,992.02
Working Fund	0.00	0.00	0.00
TRA	424,751.70	287,207.53	891,959.23
CDC	0.00	0.00	0.00
NCAA	0.00	0.00	0.00
Less: Notice of Transfer of Allocations (NTA)* issued	0.00	0.00	0.00
Total Disbursement Authorities Available	8,319,433.76	4,339,517.49	12,658,951.25
Less:	0.00	0.00	0.00
Lapsed NCA	0.00	591.02	591.02
Disbursements	7,030,288.35	5,628,071.88	12,358,360.23
Less: Other Non-Cash Disbursements	0.00	0.00	0.00
Disbursements effected through outright deductions from claims	0.00	0.00	0.00
Overpayment of expenses (e.g. personnel benefits)	0.00	0.00	0.00
Reimbursement for loss of government property	0.00	0.00	0.00
Liquidated damages and similar claims	0.00	0.00	0.00
Others (e.g. TEF, BTR, Docs Stamp, etc.)	0.00	0.00	0.00
Add/Less: Adjustments (e.g. cancelled/stated checks)	0.00	0.00	0.00
Balance of Disbursement Authorities as at date	1,289,145.41	(1,289,145.41)	0.00
Total Disbursements Program	8,319,433.76	4,339,517.49	12,658,951.25
Less: * Actual Disbursements	7,030,288.35	5,628,071.88	12,358,360.23
(Over)/Under spending	1,289,145.41	(1,288,564.39)	591.02

Notes: * The use of NTA is discouraged
 Notes: ** Amounts should tally with the grand total disbursement (column 27).

Certified Correct:


 EVELYN E. BARILLO
 Accountant III
 Date:

Recommending Approval:


 MARCELINA C. ESPOS
 Chief Admin. Officer
 Date:

Approved By:


 CARLOS A. TANGANG, CESE
 Regional Director
 Date:

MONTHLY REPORT OF DISBURSEMENTS
For the month of March 2022

Department: Department of Environment and Natural Resources (DENR)
 Agency/Entity: Mines and Geosciences Bureau
 Operating Unit: Regional Office - VIII
 Organization Code (UACS): 10 003 0300008
 Fund Cluster: 03 Special Account - Locally Funded/Domestic Grants Fund


Particulars	Current Year Budget					Prior Year's Budget									
	PS	MOOE	FinEx	CO	TOTAL 8=(2+3+4+5)	Prior Year's Accounts Payable					Current Year's Accounts Payable				
						PS	MOOE	FinEx	CO	Sub-Total 11=(7+8+9+10)	PS	MOOE	FinEx	CO	Sub-Total 18=(12+13+14+15)
1	2	3	4	5	6	7	8	9	10	11	12	13	14	15	16
CASH DISBURSEMENTS	0.00	275,760.41	0.00	0.00	275,760.41	0.00	81,783.96	0.00	0.00	81,783.96	0.00	0.00	0.00	0.00	0.00
Notice of Cash Allocation (NCA)	0.00	0.00	0.00	0.00	0.00	0.00	0.00	0.00	0.00	0.00	0.00	0.00	0.00	0.00	0.00
MDS Checks Issued	0.00	0.00	0.00	0.00	0.00	0.00	0.00	0.00	0.00	0.00	0.00	0.00	0.00	0.00	0.00
Advice to Debit Account	0.00	0.00	0.00	0.00	0.00	0.00	0.00	0.00	0.00	0.00	0.00	0.00	0.00	0.00	0.00
Notice of Transfer Allocations (NTA)	0.00	275,760.41	0.00	0.00	275,760.41	0.00	81,783.96	0.00	0.00	81,783.96	0.00	0.00	0.00	0.00	0.00
MDS Checks Issued	0.00	57,000.00	0.00	0.00	57,000.00	0.00	61,783.96	0.00	0.00	61,783.96	0.00	0.00	0.00	0.00	0.00
Advice to Debit Account	0.00	218,760.41	0.00	0.00	218,760.41	0.00	20,000.00	0.00	0.00	20,000.00	0.00	0.00	0.00	0.00	0.00
Working Fund for FAPs	0.00	0.00	0.00	0.00	0.00	0.00	0.00	0.00	0.00	0.00	0.00	0.00	0.00	0.00	0.00
Cash Disbursement Ceiling (CDC)	0.00	0.00	0.00	0.00	0.00	0.00	0.00	0.00	0.00	0.00	0.00	0.00	0.00	0.00	0.00
TOTAL CASH DISBURSEMENTS	0.00	275,760.41	0.00	0.00	275,760.41	0.00	81,783.96	0.00	0.00	81,783.96	0.00	0.00	0.00	0.00	0.00
NON-CASH DISBURSEMENTS	0.00	0.00	0.00	0.00	0.00	0.00	3,526.07	0.00	0.00	3,526.07	0.00	0.00	0.00	0.00	0.00
Tax Remittance Advices Issued (TRA)	0.00	0.00	0.00	0.00	0.00	0.00	3,526.07	0.00	0.00	3,526.07	0.00	0.00	0.00	0.00	0.00
Non-Cash Availment Authority (NCAA)	0.00	0.00	0.00	0.00	0.00	0.00	0.00	0.00	0.00	0.00	0.00	0.00	0.00	0.00	0.00
Disbursements effected through outright deductions from claims (please specify...)	0.00	0.00	0.00	0.00	0.00	0.00	0.00	0.00	0.00	0.00	0.00	0.00	0.00	0.00	0.00
Overpayment of expenses (e.g. personal benefits)	0.00	0.00	0.00	0.00	0.00	0.00	0.00	0.00	0.00	0.00	0.00	0.00	0.00	0.00	0.00
Restitution for loss of government property	0.00	0.00	0.00	0.00	0.00	0.00	0.00	0.00	0.00	0.00	0.00	0.00	0.00	0.00	0.00
Liquidated damages and similar claims	0.00	0.00	0.00	0.00	0.00	0.00	0.00	0.00	0.00	0.00	0.00	0.00	0.00	0.00	0.00
Others (e.g. TEF, BT, Docs Stamp, etc.)	0.00	0.00	0.00	0.00	0.00	0.00	0.00	0.00	0.00	0.00	0.00	0.00	0.00	0.00	0.00
TOTAL NON-CASH DISBURSEMENTS	0.00	0.00	0.00	0.00	0.00	0.00	3,526.07	0.00	0.00	3,526.07	0.00	0.00	0.00	0.00	0.00
GRAND TOTAL	0.00	275,760.41	0.00	0.00	275,760.41	0.00	85,310.03	0.00	0.00	85,310.03	0.00	0.00	0.00	0.00	0.00


TOTAL	SUB-TOTAL	Trust Liabilities				Grand Total					Remarks	
		PS	MOOE	CO	TOTAL	PS	MOOE	FinEx	CO	TOTAL		
												17=(11+16)
81,783.96	357,544.37	0.00	0.00	0.00	0.00	0.00	357,544.37	0.00	0.00	0.00	357,544.37	
0.00	0.00	0.00	0.00	0.00	0.00	0.00	0.00	0.00	0.00	0.00	0.00	
0.00	0.00	0.00	0.00	0.00	0.00	0.00	0.00	0.00	0.00	0.00	0.00	
0.00	0.00	0.00	0.00	0.00	0.00	0.00	0.00	0.00	0.00	0.00	0.00	
81,783.96	357,544.37	0.00	0.00	0.00	0.00	0.00	357,544.37	0.00	0.00	0.00	357,544.37	
51,783.96	118,783.96	0.00	0.00	0.00	0.00	0.00	118,783.96	0.00	0.00	0.00	118,783.96	
20,000.00	238,760.41	0.00	0.00	0.00	0.00	0.00	238,760.41	0.00	0.00	0.00	238,760.41	
0.00	0.00	0.00	0.00	0.00	0.00	0.00	0.00	0.00	0.00	0.00	0.00	
0.00	0.00	0.00	0.00	0.00	0.00	0.00	0.00	0.00	0.00	0.00	0.00	
81,783.96	357,544.37	0.00	0.00	0.00	0.00	0.00	357,544.37	0.00	0.00	0.00	357,544.37	
3,526.07	3,526.07	0.00	0.00	0.00	0.00	0.00	3,526.07	0.00	0.00	0.00	3,526.07	
3,526.07	3,526.07	0.00	0.00	0.00	0.00	0.00	3,526.07	0.00	0.00	0.00	3,526.07	
0.00	0.00	0.00	0.00	0.00	0.00	0.00	0.00	0.00	0.00	0.00	0.00	
0.00	0.00	0.00	0.00	0.00	0.00	0.00	0.00	0.00	0.00	0.00	0.00	
0.00	0.00	0.00	0.00	0.00	0.00	0.00	0.00	0.00	0.00	0.00	0.00	
0.00	0.00	0.00	0.00	0.00	0.00	0.00	0.00	0.00	0.00	0.00	0.00	
0.00	0.00	0.00	0.00	0.00	0.00	0.00	0.00	0.00	0.00	0.00	0.00	
3,526.07	3,526.07	0.00	0.00	0.00	0.00	0.00	3,526.07	0.00	0.00	0.00	3,526.07	
85,310.03	361,070.44	0.00	0.00	0.00	0.00	0.00	361,070.44	0.00	0.00	0.00	361,070.44	

SUMMARY

Particulars	Previous Report (2)	This Month (3)	As at Date (4)
Total Disbursement Authorities Received	357,863.10	3,526.07	361,389.17
NCA	0.00	0.00	0.00
NTA	357,863.10	0.00	357,863.10
Working Fund	0.00	0.00	0.00
TRA	0.00	3,526.07	3,526.07
CDC	0.00	0.00	0.00
NCAA	0.00	0.00	0.00
Less: Notice of Transfer of Allocations (NTA) issued	0.00	0.00	0.00
Total Disbursement Authorities Available	357,863.10	3,526.07	361,389.17
Less:	0.00	0.00	0.00
Lapsed NCA	0.00	318.73	318.73
Disbursements	0.00	361,070.44	361,070.44
Less: Other Non-Cash Disbursements	0.00	0.00	0.00
Disbursements effected through outright deductions from claims	0.00	0.00	0.00
Overpayment of expenses (e.g. personal benefits)	0.00	0.00	0.00
Restitution for loss of government property	0.00	0.00	0.00
Liquidated damages and similar claims	0.00	0.00	0.00
Others (e.g. TEF, BT, Docs Stamp, etc.)	0.00	0.00	0.00
Add/Less: Adjustments (e.g. cancelled/stated checks)	0.00	0.00	0.00
Balance of Disbursement Authorities as at date	357,863.10	(357,863.10)	0.00
Total Disbursements Program	357,863.10	3,526.07	361,389.17
Less: Actual Disbursements	0.00	361,070.44	361,070.44
(Over)/Under spending	357,863.10	(357,544.37)	318.73

Notes: * The use of NTA is discouraged
 Notes: ** Amounts should tally with the grand total disbursement (column 27).

Certified Correct:

 EVELYN E. BARILLO
 Accountant III
 Date:

Recommending Approval:

 MARCELINA C. ESPOS
 Chief Admin. Officer
 Date:

Approved By:

 CARLOS A. TANYAG, CESE
 Regional Director
 Date: