

MONTHLY REPORT OF DISBURSEMENTS

For the month of May 2021


Department: Department of Environment and Natural Resources (DENR)
 Agency/Entity: Mines and Geosciences Bureau
 Operating Unit: Regional Office - VIII
 Organization Code (UACS): 10 003 0300008
 Fund Cluster: 01 Regular Agency Fund

Particulars	Current Year Budget					Prior Year's Budget											SUB-TOTAL	Trust Liabilities				Grand Total					Remarks
	PS	MOOE	FinEx	CO	TOTAL	Prior Year's Accounts Payable					Current Year's Accounts Payable					TOTAL		PS	MOOE	CO	TOTAL	PS	MOOE	FinEx	CO	TOTAL	
						PS	MOOE	FinEx	CO	Sub-Total	PS	MOOE	FinEx	CO	Sub-Total												
1	2	3	4	5	6=(2+3+4+5)	7	8	9	10	11=(7+8+9+10)	12	13	14	15	16=(12+13+14+15)	17=(11+16)	18=(6+17)	19	20	21	22=(19+20+21)	23	24	25	26	27=(23+24+25+26)	28
CASH DISBURSEMENTS	4,052,864.17	1,292,654.01	0.00	0.00	5,345,518.18	0.00	0.00	0.00	0.00	0.00	0.00	0.00	0.00	0.00	0.00	0.00	5,345,518.18	0.00	0.00	0.00	0.00	4,052,864.17	1,292,654.01	0.00	0.00	5,345,518.18	
Notice of Cash Allocation (NCA)	4,052,864.17	184,427.03	0.00	0.00	4,237,291.20	0.00	0.00	0.00	0.00	0.00	0.00	0.00	0.00	0.00	0.00	0.00	4,237,291.20	0.00	0.00	0.00	0.00	4,052,864.17	184,427.03	0.00	0.00	4,237,291.20	
MDS Checks Issued	706,638.95	134,927.40	0.00	0.00	841,566.35	0.00	0.00	0.00	0.00	0.00	0.00	0.00	0.00	0.00	0.00	0.00	841,566.35	0.00	0.00	0.00	0.00	706,638.95	134,927.40	0.00	0.00	841,566.35	
Advice to Debit Account	3,346,225.22	49,499.63	0.00	0.00	3,395,724.85	0.00	0.00	0.00	0.00	0.00	0.00	0.00	0.00	0.00	0.00	0.00	3,395,724.85	0.00	0.00	0.00	0.00	3,346,225.22	49,499.63	0.00	0.00	3,395,724.85	
Notice of Transfer Allocations (NTA)	0.00	1,108,226.98	0.00	0.00	1,108,226.98	0.00	0.00	0.00	0.00	0.00	0.00	0.00	0.00	0.00	0.00	0.00	1,108,226.98	0.00	0.00	0.00	0.00	0.00	1,108,226.98	0.00	0.00	1,108,226.98	
MDS Checks Issued	0.00	352,040.54	0.00	0.00	352,040.54	0.00	0.00	0.00	0.00	0.00	0.00	0.00	0.00	0.00	0.00	0.00	352,040.54	0.00	0.00	0.00	0.00	0.00	352,040.54	0.00	0.00	352,040.54	
Advice to Debit Account	0.00	756,186.44	0.00	0.00	756,186.44	0.00	0.00	0.00	0.00	0.00	0.00	0.00	0.00	0.00	0.00	0.00	756,186.44	0.00	0.00	0.00	0.00	0.00	756,186.44	0.00	0.00	756,186.44	
Working Fund for FAPs	0.00	0.00	0.00	0.00	0.00	0.00	0.00	0.00	0.00	0.00	0.00	0.00	0.00	0.00	0.00	0.00	0.00	0.00	0.00	0.00	0.00	0.00	0.00	0.00	0.00	0.00	
Cash Disbursement Ceiling (CDC)	0.00	0.00	0.00	0.00	0.00	0.00	0.00	0.00	0.00	0.00	0.00	0.00	0.00	0.00	0.00	0.00	0.00	0.00	0.00	0.00	0.00	0.00	0.00	0.00	0.00	0.00	
TOTAL CASH DISBURSEMENTS	4,052,864.17	1,292,654.01	0.00	0.00	5,345,518.18	0.00	0.00	0.00	0.00	0.00	0.00	0.00	0.00	0.00	0.00	0.00	5,345,518.18	0.00	0.00	0.00	0.00	4,052,864.17	1,292,654.01	0.00	0.00	5,345,518.18	
NON-CASH DISBURSEMENTS	178,965.69	19,692.33	0.00	0.00	198,658.02	0.00	0.00	0.00	0.00	0.00	0.00	0.00	0.00	0.00	0.00	0.00	198,658.02	0.00	0.00	0.00	0.00	178,965.69	19,692.33	0.00	0.00	198,658.02	
Tax Remittance Advices Issued (TRA)	178,965.69	19,692.33	0.00	0.00	198,658.02	0.00	0.00	0.00	0.00	0.00	0.00	0.00	0.00	0.00	0.00	0.00	198,658.02	0.00	0.00	0.00	0.00	178,965.69	19,692.33	0.00	0.00	198,658.02	
Non-Cash Availment Authority (NCAA)	0.00	0.00	0.00	0.00	0.00	0.00	0.00	0.00	0.00	0.00	0.00	0.00	0.00	0.00	0.00	0.00	0.00	0.00	0.00	0.00	0.00	0.00	0.00	0.00	0.00	0.00	
Disbursements effected through outright deductions from claims (please specify...)	0.00	0.00	0.00	0.00	0.00	0.00	0.00	0.00	0.00	0.00	0.00	0.00	0.00	0.00	0.00	0.00	0.00	0.00	0.00	0.00	0.00	0.00	0.00	0.00	0.00	0.00	
Overpayment of expenses(e.g. personnel benefits)	0.00	0.00	0.00	0.00	0.00	0.00	0.00	0.00	0.00	0.00	0.00	0.00	0.00	0.00	0.00	0.00	0.00	0.00	0.00	0.00	0.00	0.00	0.00	0.00	0.00	0.00	
Restitution for loss of government property	0.00	0.00	0.00	0.00	0.00	0.00	0.00	0.00	0.00	0.00	0.00	0.00	0.00	0.00	0.00	0.00	0.00	0.00	0.00	0.00	0.00	0.00	0.00	0.00	0.00	0.00	
Liquidated damages and similar claims	0.00	0.00	0.00	0.00	0.00	0.00	0.00	0.00	0.00	0.00	0.00	0.00	0.00	0.00	0.00	0.00	0.00	0.00	0.00	0.00	0.00	0.00	0.00	0.00	0.00	0.00	
Others(TEF, BTr-Documentary Stamp Tax, etc.)	0.00	0.00	0.00	0.00	0.00	0.00	0.00	0.00	0.00	0.00	0.00	0.00	0.00	0.00	0.00	0.00	0.00	0.00	0.00	0.00	0.00	0.00	0.00	0.00	0.00	0.00	
TOTAL NON-CASH DISBURSEMENTS	178,965.69	19,692.33	0.00	0.00	198,658.02	0.00	0.00	0.00	0.00	0.00	0.00	0.00	0.00	0.00	0.00	0.00	198,658.02	0.00	0.00	0.00	0.00	178,965.69	19,692.33	0.00	0.00	198,658.02	
GRAND TOTAL	4,231,829.86	1,312,346.34	0.00	0.00	5,544,176.20	0.00	0.00	0.00	0.00	0.00	0.00	0.00	0.00	0.00	0.00	0.00	5,544,176.20	0.00	0.00	0.00	0.00	4,231,829.86	1,312,346.34	0.00	0.00	5,544,176.20	


SUMMARY

Particulars	Previous Report	This Month	As at Date
(1)	(2)	(3)	(4)
Total Disbursement Authorities Received	15,175,697.87	6,450,234.02	21,625,931.89
NCA	13,349,000.00	5,423,000.00	18,772,000.00
NTA	1,054,893.00	828,576.00	1,883,469.00
Working Fund	0.00	0.00	0.00
TRA	771,804.87	198,658.02	970,462.89
CDC	0.00	0.00	0.00
NCAA	0.00	0.00	0.00
Less: Notice of Transfer of Allocations (NTA)* issued	0.00	0.00	0.00
Total Disbursement Authorities Available	15,175,697.87	6,450,234.02	21,625,931.89
Less:	0.00	0.00	0.00
Lapsed NCA	3,905.04	0.00	3,905.04
Disbursements	14,706,023.33	5,544,176.20	20,250,199.53
Less: Other Non-Cash Disbursements	0.00	0.00	0.00
Disbursements effected through outright deductions from claims	0.00	0.00	0.00
Overpayment of expenses(e.g. personnel benefits)	0.00	0.00	0.00
Restitution for loss of government property	0.00	0.00	0.00
Liquidated damages and similar claims	0.00	0.00	0.00
Others (e.g. TEF, BTr, Docs Stamp, etc.)	0.00	0.00	0.00
Add/Less: Adjustments (e.g. cancelled/staled checks)	0.00	0.00	0.00
Balance of Disbursement Authorities as at date	465,769.50	906,057.82	1,371,827.32
Total Disbursements Program	15,175,697.87	6,450,234.02	21,625,931.89
Less: *Actual Disbursements	14,706,023.33	5,544,176.20	20,250,199.53
(Over)/Under spending	469,674.54	906,057.82	1,375,732.36


Notes: * The use of NTA is discouraged
 Notes: ** Amounts should tally with the grand total disbursemt (column 27).

Certified Correct:

 EVELYN E. BARILO
 Accountant III

Date:

Recommending Approval:

 MARCELINA C. ESPOS
 Chief, Finance & Admin. Division

Date:

Approved By:

 LEQ VAN V. JUGUAN, CESOV
 Regional Director

Date: