

MONTHLY REPORT OF DISBURSEMENTS

For the month of March 2021


Department: Department of Environment and Natural Resources (DENR)  
 Agency/Entity: Mines and Geosciences Bureau  
 Operating Unit: Regional Office - VIII  
 Organization Code (UACS): 10 003 0300008  
 Fund Cluster: 01 Regular Agency Fund


Particulars	Current Year Budget					Prior Year's Budget											SUB-TOTAL	Trust Liabilities				Grand Total					Remarks
	PS	MOOE	FinEx	CO	TOTAL	Prior Year's Accounts Payable					Current Year's Accounts Payable					TOTAL		PS	MOOE	CO	TOTAL	PS	MOOE	FinEx	CO	TOTAL	
						PS	MOOE	FinEx	CO	Sub-Total	PS	MOOE	FinEx	CO	Sub-Total												
1	2	3	4	5	6=(2+3+4+5)	7	8	9	10	11=(7+8+9+10)	12	13	14	15	16=(12+13+14+15)	17=(11+16)	18=(6+17)	19	20	21	22=(19+20+21)	23	24	25	26	27=(23+24+25+26)	28
CASH DISBURSEMENTS	2,132,668.56	1,825,687.95	0.00	0.00	3,958,356.51	0.00	167,115.44	0.00	0.00	167,115.44	0.00	0.00	0.00	0.00	0.00	167,115.44	4,125,471.95	0.00	0.00	0.00	0.00	2,132,668.56	1,992,803.39	0.00	0.00	4,125,471.95	
Notice of Cash Allocation (NCA)	2,132,668.56	1,467,294.59	0.00	0.00	3,599,963.15	0.00	167,115.44	0.00	0.00	167,115.44	0.00	0.00	0.00	0.00	0.00	167,115.44	3,767,078.59	0.00	0.00	0.00	0.00	2,132,668.56	1,634,410.03	0.00	0.00	3,767,078.59	
MDS Checks Issued	713,732.49	958,789.57	0.00	0.00	1,672,522.06	0.00	167,115.44	0.00	0.00	167,115.44	0.00	0.00	0.00	0.00	0.00	167,115.44	1,839,637.50	0.00	0.00	0.00	0.00	713,732.49	1,125,905.01	0.00	0.00	1,839,637.50	
Advice to Debit Account	1,418,936.07	508,505.02	0.00	0.00	1,927,441.09	0.00	0.00	0.00	0.00	0.00	0.00	0.00	0.00	0.00	0.00	1,927,441.09	0.00	0.00	0.00	0.00	0.00	1,418,936.07	508,505.02	0.00	0.00	1,927,441.09	
Notice of Transfer Allocations (NTA)	0.00	358,393.36	0.00	0.00	358,393.36	0.00	0.00	0.00	0.00	0.00	0.00	0.00	0.00	0.00	0.00	0.00	358,393.36	0.00	0.00	0.00	0.00	0.00	358,393.36	0.00	0.00	358,393.36	
MDS Checks Issued	0.00	30,811.09	0.00	0.00	30,811.09	0.00	0.00	0.00	0.00	0.00	0.00	0.00	0.00	0.00	0.00	0.00	30,811.09	0.00	0.00	0.00	0.00	0.00	30,811.09	0.00	0.00	30,811.09	
Advice to Debit Account	0.00	327,582.27	0.00	0.00	327,582.27	0.00	0.00	0.00	0.00	0.00	0.00	0.00	0.00	0.00	0.00	0.00	327,582.27	0.00	0.00	0.00	0.00	0.00	327,582.27	0.00	0.00	327,582.27	
Working Fund for FAPs	0.00	0.00	0.00	0.00	0.00	0.00	0.00	0.00	0.00	0.00	0.00	0.00	0.00	0.00	0.00	0.00	0.00	0.00	0.00	0.00	0.00	0.00	0.00	0.00	0.00	0.00	
Cash Disbursement Ceiling (CDC)	0.00	0.00	0.00	0.00	0.00	0.00	0.00	0.00	0.00	0.00	0.00	0.00	0.00	0.00	0.00	0.00	0.00	0.00	0.00	0.00	0.00	0.00	0.00	0.00	0.00	0.00	
TOTAL CASH DISBURSEMENTS	2,132,668.56	1,825,687.95	0.00	0.00	3,958,356.51	0.00	167,115.44	0.00	0.00	167,115.44	0.00	0.00	0.00	0.00	0.00	167,115.44	4,125,471.95	0.00	0.00	0.00	0.00	2,132,668.56	1,992,803.39	0.00	0.00	4,125,471.95	
NON-CASH DISBURSEMENTS	178,965.66	17,913.59	0.00	0.00	196,879.25	0.00	0.00	0.00	0.00	0.00	0.00	0.00	0.00	0.00	0.00	0.00	196,879.25	0.00	0.00	0.00	0.00	178,965.66	17,913.59	0.00	0.00	196,879.25	
Tax Remittance Advices Issued (TRA)	178,965.66	17,913.59	0.00	0.00	196,879.25	0.00	0.00	0.00	0.00	0.00	0.00	0.00	0.00	0.00	0.00	0.00	196,879.25	0.00	0.00	0.00	0.00	178,965.66	17,913.59	0.00	0.00	196,879.25	
Non-Cash Availment Authority (NCAA)	0.00	0.00	0.00	0.00	0.00	0.00	0.00	0.00	0.00	0.00	0.00	0.00	0.00	0.00	0.00	0.00	0.00	0.00	0.00	0.00	0.00	0.00	0.00	0.00	0.00	0.00	
Disbursements effected through outright deductions from claims (please specify...)	0.00	0.00	0.00	0.00	0.00	0.00	0.00	0.00	0.00	0.00	0.00	0.00	0.00	0.00	0.00	0.00	0.00	0.00	0.00	0.00	0.00	0.00	0.00	0.00	0.00	0.00	
Overpayment of expenses(e.g. personnel benefits)	0.00	0.00	0.00	0.00	0.00	0.00	0.00	0.00	0.00	0.00	0.00	0.00	0.00	0.00	0.00	0.00	0.00	0.00	0.00	0.00	0.00	0.00	0.00	0.00	0.00	0.00	
Restitution for loss of government property	0.00	0.00	0.00	0.00	0.00	0.00	0.00	0.00	0.00	0.00	0.00	0.00	0.00	0.00	0.00	0.00	0.00	0.00	0.00	0.00	0.00	0.00	0.00	0.00	0.00	0.00	
Liquidated damages and similar claims	0.00	0.00	0.00	0.00	0.00	0.00	0.00	0.00	0.00	0.00	0.00	0.00	0.00	0.00	0.00	0.00	0.00	0.00	0.00	0.00	0.00	0.00	0.00	0.00	0.00	0.00	
Others(TEF, BTR-Documentary Stamp Tax, etc.)	0.00	0.00	0.00	0.00	0.00	0.00	0.00	0.00	0.00	0.00	0.00	0.00	0.00	0.00	0.00	0.00	0.00	0.00	0.00	0.00	0.00	0.00	0.00	0.00	0.00	0.00	
TOTAL NON-CASH DISBURSEMENTS	178,965.66	17,913.59	0.00	0.00	196,879.25	0.00	0.00	0.00	0.00	0.00	0.00	0.00	0.00	0.00	0.00	0.00	196,879.25	0.00	0.00	0.00	0.00	178,965.66	17,913.59	0.00	0.00	196,879.25	
GRAND TOTAL	2,311,634.22	1,843,601.54	0.00	0.00	4,155,235.76	0.00	167,115.44	0.00	0.00	167,115.44	0.00	0.00	0.00	0.00	0.00	167,115.44	4,322,351.20	0.00	0.00	0.00	0.00	2,311,634.22	2,010,716.98	0.00	0.00	4,322,351.20	


SUMMARY

Particulars	Previous Report	This Month	As at Date
(1)	(2)	(3)	(4)
Total Disbursement Authorities Received	6,565,475.96	4,254,004.25	10,819,480.21
NCA	6,034,000.00	3,700,000.00	9,734,000.00
NTA	159,651.00	357,125.00	516,776.00
Working Fund	0.00	0.00	0.00
TRA	371,824.96	196,879.25	568,704.21
CDC	0.00	0.00	0.00
NCAA	0.00	0.00	0.00
Less: Notice of Transfer of Allocations (NTA)* issued	0.00	0.00	0.00
Total Disbursement Authorities Available	6,565,475.96	4,254,004.25	10,819,480.21
Less:	0.00	0.00	0.00
Lapsed NCA	0.00	3,905.04	3,905.04
Disbursements	6,493,223.97	4,322,351.20	10,815,575.17
Less: Other Non-Cash Disbursements	0.00	0.00	0.00
Disbursements effected through outright deductions from claims	0.00	0.00	0.00
Overpayment of expenses(e.g. personnel benefits)	0.00	0.00	0.00
Restitution for loss of government property	0.00	0.00	0.00
Liquidated damages and similar claims	0.00	0.00	0.00
Others (e.g. TEF, BTr, Docs Stamp, etc.)	0.00	0.00	0.00
Add/Less: Adjustments (e.g. cancelled/staled checks)	0.00	0.00	0.00
Balance of Disbursement Authorities as at date	72,251.99	(72,251.99)	0.00
Total Disbursements Program	6,565,475.96	4,254,004.25	10,819,480.21
Less: *Actual Disbursements	6,493,223.97	4,322,351.20	10,815,575.17
(Over)/Under spending	72,251.99	(68,346.95)	3,905.04

Notes: \* The use of NTA is discouraged  
 Notes: \*\* Amounts should tally with the grand total disbursement (column 27).

Certified Correct:  
  
 EVELYN E. BARILLO  
 Accountant III  
 Date:

Recommending Approval:  
  
 MARCELINA C. ESPOS  
 Chief, Fin. & Admin. Division  
 Date:

Approved By:  
  
 LEO VAN V. JUGUAN, CESO V  
 Regional Director  
 Date: