

MONTHLY REPORT OF DISBURSEMENTS
For the month of January 2021


Department : Department of Environment and Natural Resources (DENR)
 Agency/Entity : Mines and Geo-Sciences Bureau
 Operating Unit : Regional Office - VIII
 Organization Code : 10 003 0300008
 Fund Cluster : 01 Regular Agency Fund


Particulars	Current Year Budget					Prior Year's Budget											Trust Liabilities				Grand Total					Remarks		
	PS	MOOE	FinEx	CO	TOTAL 6=(2+3+4+5)	Prior Year's Accounts Payable					Current Year's Accounts Payable					TOTAL 17=(11+16)	SUB-TOTAL 18=(6+17)	PS	MOOE	CO	TOTAL 22=(19+20+21)	PS	MOOE	FinEx	CO		TOTAL 27=(23+24+25+26)	
						PS	MOOE	FinEx	CO	Sub-Total 11=(7+8+9+10)	PS	MOOE	FinEx	CO	Sub-Total 16=(12+13+14+15)													23
1	2	3	4	5	6	7	8	9	10	11	12	13	14	15	16	17	18	19	20	21	22	23	24	25	26	27	28	
CASH DISBURSEMENTS	2,006,413.32	97,972.37	0.00	0.00	2,104,385.69	466,609.67	68,000.00	0.00	0.00	534,609.67	0.00	0.00	0.00	0.00	0.00	534,609.67	2,638,995.36	0.00	0.00	0.00	0.00	2,473,022.99	165,972.37	0.00	0.00	2,638,995.36		
Notice of Cash Allocation (NCA)	2,006,413.32	97,972.37	0.00	0.00	2,104,385.69	466,609.67	68,000.00	0.00	0.00	534,609.67	0.00	0.00	0.00	0.00	0.00	534,609.67	2,638,995.36	0.00	0.00	0.00	0.00	2,473,022.99	165,972.37	0.00	0.00	2,638,995.36		
MDS Checks Issued	741,518.27	20,997.39	0.00	0.00	762,515.66	54.87	0.00	0.00	0.00	54.87	0.00	0.00	0.00	0.00	0.00	54.87	762,570.53	0.00	0.00	0.00	0.00	741,573.14	20,997.39	0.00	0.00	762,570.53		
Advice to Debit Account	1,264,895.05	76,974.98	0.00	0.00	1,341,870.03	466,554.80	68,000.00	0.00	0.00	534,554.80	0.00	0.00	0.00	0.00	0.00	534,554.80	1,876,424.83	0.00	0.00	0.00	0.00	1,731,449.85	144,974.98	0.00	0.00	1,876,424.83		
Notice of Transfer Allocations (NTA)	0.00	0.00	0.00	0.00	0.00	0.00	0.00	0.00	0.00	0.00	0.00	0.00	0.00	0.00	0.00	0.00	0.00	0.00	0.00	0.00	0.00	0.00	0.00	0.00	0.00	0.00		
MDS Checks Issued	0.00	0.00	0.00	0.00	0.00	0.00	0.00	0.00	0.00	0.00	0.00	0.00	0.00	0.00	0.00	0.00	0.00	0.00	0.00	0.00	0.00	0.00	0.00	0.00	0.00	0.00	0.00	
Advice to Debit Account	0.00	0.00	0.00	0.00	0.00	0.00	0.00	0.00	0.00	0.00	0.00	0.00	0.00	0.00	0.00	0.00	0.00	0.00	0.00	0.00	0.00	0.00	0.00	0.00	0.00	0.00	0.00	
Working Fund for FAPs	0.00	0.00	0.00	0.00	0.00	0.00	0.00	0.00	0.00	0.00	0.00	0.00	0.00	0.00	0.00	0.00	0.00	0.00	0.00	0.00	0.00	0.00	0.00	0.00	0.00	0.00	0.00	
Cash Disbursement Ceiling (CDC)	0.00	0.00	0.00	0.00	0.00	0.00	0.00	0.00	0.00	0.00	0.00	0.00	0.00	0.00	0.00	0.00	0.00	0.00	0.00	0.00	0.00	0.00	0.00	0.00	0.00	0.00	0.00	
TOTAL CASH DISBURSEMENTS	2,006,413.32	97,972.37	0.00	0.00	2,104,385.69	466,609.67	68,000.00	0.00	0.00	534,609.67	0.00	0.00	0.00	0.00	0.00	534,609.67	2,638,995.36	0.00	0.00	0.00	0.00	2,473,022.99	165,972.37	0.00	0.00	2,638,995.36		
NON-CASH DISBURSEMENTS	158,579.94	860.68	0.00	0.00	159,440.62	0.00	0.00	0.00	0.00	0.00	0.00	0.00	0.00	0.00	0.00	159,440.62	0.00	0.00	0.00	0.00	0.00	158,579.94	860.68	0.00	0.00	159,440.62		
Tax Remittance Advices Issued (TRA)	158,579.94	860.68	0.00	0.00	159,440.62	0.00	0.00	0.00	0.00	0.00	0.00	0.00	0.00	0.00	0.00	159,440.62	0.00	0.00	0.00	0.00	0.00	158,579.94	860.68	0.00	0.00	159,440.62		
Non-Cash Availment Authority (NCAA)	0.00	0.00	0.00	0.00	0.00	0.00	0.00	0.00	0.00	0.00	0.00	0.00	0.00	0.00	0.00	0.00	0.00	0.00	0.00	0.00	0.00	0.00	0.00	0.00	0.00	0.00	0.00	
Disbursements effected through outright deductions from claims (please specify...)	0.00	0.00	0.00	0.00	0.00	0.00	0.00	0.00	0.00	0.00	0.00	0.00	0.00	0.00	0.00	0.00	0.00	0.00	0.00	0.00	0.00	0.00	0.00	0.00	0.00	0.00	0.00	
Overpayment of expenses(e.g. personnel benefits)	0.00	0.00	0.00	0.00	0.00	0.00	0.00	0.00	0.00	0.00	0.00	0.00	0.00	0.00	0.00	0.00	0.00	0.00	0.00	0.00	0.00	0.00	0.00	0.00	0.00	0.00	0.00	
Restitution for loss of government property	0.00	0.00	0.00	0.00	0.00	0.00	0.00	0.00	0.00	0.00	0.00	0.00	0.00	0.00	0.00	0.00	0.00	0.00	0.00	0.00	0.00	0.00	0.00	0.00	0.00	0.00	0.00	
Liquidated damages and similar claims	0.00	0.00	0.00	0.00	0.00	0.00	0.00	0.00	0.00	0.00	0.00	0.00	0.00	0.00	0.00	0.00	0.00	0.00	0.00	0.00	0.00	0.00	0.00	0.00	0.00	0.00	0.00	
Others (TEF, BTr-Documentary Stamp Tax, etc.)	0.00	0.00	0.00	0.00	0.00	0.00	0.00	0.00	0.00	0.00	0.00	0.00	0.00	0.00	0.00	0.00	0.00	0.00	0.00	0.00	0.00	0.00	0.00	0.00	0.00	0.00	0.00	
TOTAL NON-CASH DISBURSEMENTS	158,579.94	860.68	0.00	0.00	159,440.62	0.00	0.00	0.00	0.00	0.00	0.00	0.00	0.00	0.00	0.00	159,440.62	0.00	0.00	0.00	0.00	0.00	158,579.94	860.68	0.00	0.00	159,440.62		
GRAND TOTAL	2,164,993.26	98,833.05	0.00	0.00	2,263,826.31	466,609.67	68,000.00	0.00	0.00	534,609.67	0.00	0.00	0.00	0.00	0.00	534,609.67	2,798,435.98	0.00	0.00	0.00	0.00	2,631,602.93	166,833.05	0.00	0.00	2,798,435.98		


SUMMARY

Particulars	Previous Report	This Month	As at Date
(1)	(2)	(3)	(4)
Total Disbursement Authorities Received	0.00	2,807,440.62	2,807,440.62
NCA	0.00	2,648,000.00	2,648,000.00
NTA	0.00	0.00	0.00
Working Fund	0.00	0.00	0.00
TRA	0.00	159,440.62	159,440.62
CDC	0.00	0.00	0.00
NCAA	0.00	0.00	0.00
Less: Notice of Transfer of Allocations (NTA)* issued	0.00	0.00	0.00
Total Disbursement Authorities Available	0.00	2,807,440.62	2,807,440.62
Less:	0.00	0.00	0.00
Lapsed NCA	0.00	0.00	0.00
Disbursements	0.00	2,798,435.98	2,798,435.98
Less: Other Non-Cash Disbursements	0.00	0.00	0.00
Disbursements effected through outright deductions from claims	0.00	0.00	0.00
Overpayment of expenses(e.g. personnel benefits)	0.00	0.00	0.00
Restitution for loss of government property	0.00	0.00	0.00
Liquidated damages and similar claims	0.00	0.00	0.00
Others (e.g. TEF, BTr, Docs Stamp, etc.)	0.00	0.00	0.00
Add/Less: Adjustments (e.g. cancelled/staled checks)	0.00	0.00	0.00
Balance of Disbursement Authorities as at date	0.00	9,004.64	9,004.64
Total Disbursements Program	0.00	2,807,440.62	2,807,440.62
Less: *Actual Disbursements	0.00	2,798,435.98	2,798,435.98
(Over)/Under spending	0.00	9,004.64	9,004.64

Notes: * The use of NTA is discouraged
 Notes: ** Amounts should tally with the grand total disbursemt (column 27).

Certified Correct:

 EVALYN E. BARILLO
 Accountant III
 Date:

Recommending Approval:

 MARCELINA Q. ESPOS
 Chief Admin. Officer
 Date:

Approved By:

 LEO VAN V. JUGUAN, CESO V
 Regional Director
 Date: