


QUARTERLY REPORT OF REVENUE AND OTHER RECEIPTS


As at the Quarter Ending December 31, 2020

Department : Department of Environment and Natural Resources (DENR)  
 Agency : Mines and Geo-Sciences Bureau  
 Operating Unit : Regional Office - VIII  
 Organization Code : 10 003 0300008  
 Fund Cluster : 01 - Regular Agency Fund


Classification/Sources of Revenue and Other Receipts	UACS CODE	REVENUE TARGET (Annual) per BESF	Actual Revenue and Other Receipts Collections					Cumulative Remittance/Deposits to Date			Variance		Remarks
			1st Quarter Ending March 31	2nd Quarter Ending June 30	3rd Quarter Ending Sept. 30	4th Quarter Ending Dec. 31	Total	Remittance to BTr	Deposited with AGDB	TOTAL	Amount	%	
1	2	3	4	5	6	7	8=[(6+(-)7)-8+9]	9	10	11=(9+10)	12=(8-3)	13=(12/3)	14
Regular Agency Fund		2,646,000.00	273,622.46	413,200.00	565,603.65	723,323.00	1,975,749.11	1,975,749.11	0.00	1,975,749.11	(670,250.89)	-25 %	
Revenue Collections		2,646,000.00	271,307.00	413,200.00	556,588.00	723,323.00	1,964,418.00	1,964,418.00	0.00	1,964,418.00	(681,582.00)	-26 %	
Cash Revenue		2,646,000.00	271,307.00	413,200.00	556,588.00	723,323.00	1,964,418.00	1,964,418.00	0.00	1,964,418.00	(681,582.00)	-26 %	
Non-Tax		2,646,000.00	271,307.00	413,200.00	556,588.00	723,323.00	1,964,418.00	1,964,418.00	0.00	1,964,418.00	(681,582.00)	-26 %	
Other Permit Fees	4020101099	1,368,000.00	121,700.00	106,300.00	150,075.00	189,850.00	567,925.00	567,925.00	0.00	567,925.00	(800,075.00)	-58 %	
Supervision and Regulation Enforcement Fees	4020107000	1,193,000.00	121,402.00	293,840.00	385,168.00	497,258.00	1,297,668.00	1,297,668.00	0.00	1,297,668.00	104,668.00	9 %	
Other Service Income	4020199099	85,000.00	1,000.00	0.00	500.00	0.00	1,500.00	1,500.00	0.00	1,500.00	(83,500.00)	-98 %	
Miscellaneous Income	4060999000	0.00	27,205.00	13,060.00	20,845.00	36,215.00	97,325.00	97,325.00	0.00	97,325.00	97,325.00	0 %	
Non-Revenue Collections/Other Receipts		0.00	2,315.46	0.00	9,015.65	0.00	11,331.11	11,331.11	0.00	11,331.11	11,331.11	0 %	
Cash Receipts		0.00	2,315.46	0.00	9,015.65	0.00	11,331.11	11,331.11	0.00	11,331.11	11,331.11	0 %	
Others		0.00	2,315.46	0.00	9,015.65	0.00	11,331.11	11,331.11	0.00	11,331.11	11,331.11	0 %	
Due from National Government Agencies	1030301000	0.00	1,965.46	0.00	0.00	0.00	1,965.46	1,965.46	0.00	1,965.46	1,965.46	0 %	
Advances for Special Disbursing Officer	1990103000	0.00	350.00	0.00	218.25	0.00	568.25	568.25	0.00	568.25	568.25	0 %	
Other Professional Services	5021199000	0.00	0.00	0.00	8,797.40	0.00	8,797.40	8,797.40	0.00	8,797.40	8,797.40	0 %	
TOTAL		2,646,000.00	273,622.46	413,200.00	565,603.65	723,323.00	1,975,749.11	1,975,749.11	0.00	1,975,749.11	(670,250.89)	-25 %	

Certified Correct:  
  
 EVALYN E. BARILLO  
 Accountant III

Date:

Recommending Approval:  
  
 REBECCA F. PRECIA  
 OIC, Chief Fin. & Admin. Division

Date:

Approved By:  
  
 LEO VAN V. JUGUAN, CESO V  
 Regional Director

Date: