

**MONTHLY REPORT OF DISBURSEMENTS**  
For the month of December 2020

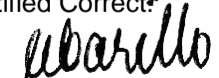
Department : Department of Environment and Natural Resources (DENR)  
 Agency/Entity : Mines and Geo-Sciences Bureau  
 Operating Unit : Regional Office - VIII  
 Organization Code : 10 003 0300008  
 Fund Cluster : 01 Regular Agency Fund

Particulars	Current Year Budget					Prior Year's Budget											Trust Liabilities				Grand Total					Remarks		
	PS	MOOE	FinEx	CO	TOTAL	Prior Year's Accounts Payable					Current Year's Accounts Payable					TOTAL	SUB-TOTAL	PS	MOOE	CO	TOTAL	PS	MOOE	FinEx	CO		TOTAL	
						PS	MOOE	FinEx	CO	Sub-Total	PS	MOOE	FinEx	CO	Sub-Total													16=(12+13+14+15)
1	2	3	4	5	6=(2+3+4+5)	7	8	9	10	11=(7+8+9+10)	12	13	14	15	16=(12+13+14+15)	17=(11+16)	18=(6+17)	19	20	21	22=(19+20+21)	23	24	25	26	27=(23+24+25+26)	28	
CASH DISBURSEMENTS	3,854,925.87	2,431,767.79	0.00	0.00	6,286,693.66	0.00	0.00	0.00	0.00	0.00	0.00	0.00	0.00	0.00	0.00	0.00	6,286,693.66	0.00	0.00	0.00	0.00	3,854,925.87	2,431,767.79	0.00	0.00	6,286,693.66		
Notice of Cash Allocation (NCA)	2,586,001.08	1,581,840.75	0.00	0.00	4,167,841.83	0.00	0.00	0.00	0.00	0.00	0.00	0.00	0.00	0.00	0.00	0.00	4,167,841.83	0.00	0.00	0.00	0.00	2,586,001.08	1,581,840.75	0.00	0.00	4,167,841.83		
MDS Checks Issued	601,955.92	1,263,626.05	0.00	0.00	1,865,581.97	0.00	0.00	0.00	0.00	0.00	0.00	0.00	0.00	0.00	0.00	0.00	1,865,581.97	0.00	0.00	0.00	0.00	601,955.92	1,263,626.05	0.00	0.00	1,865,581.97		
Advice to Debit Account	1,984,045.16	318,214.70	0.00	0.00	2,302,259.86	0.00	0.00	0.00	0.00	0.00	0.00	0.00	0.00	0.00	0.00	0.00	2,302,259.86	0.00	0.00	0.00	0.00	1,984,045.16	318,214.70	0.00	0.00	2,302,259.86		
Notice of Transfer Allocations (NTA)	1,268,924.79	849,927.04	0.00	0.00	2,118,851.83	0.00	0.00	0.00	0.00	0.00	0.00	0.00	0.00	0.00	0.00	0.00	2,118,851.83	0.00	0.00	0.00	0.00	1,268,924.79	849,927.04	0.00	0.00	2,118,851.83		
MDS Checks Issued	0.00	17,099.05	0.00	0.00	17,099.05	0.00	0.00	0.00	0.00	0.00	0.00	0.00	0.00	0.00	0.00	0.00	17,099.05	0.00	0.00	0.00	0.00	0.00	17,099.05	0.00	0.00	17,099.05		
Advice to Debit Account	1,268,924.79	832,827.99	0.00	0.00	2,101,752.78	0.00	0.00	0.00	0.00	0.00	0.00	0.00	0.00	0.00	0.00	0.00	2,101,752.78	0.00	0.00	0.00	0.00	1,268,924.79	832,827.99	0.00	0.00	2,101,752.78		
Working Fund for FAPs	0.00	0.00	0.00	0.00	0.00	0.00	0.00	0.00	0.00	0.00	0.00	0.00	0.00	0.00	0.00	0.00	0.00	0.00	0.00	0.00	0.00	0.00	0.00	0.00	0.00	0.00	0.00	
Cash Disbursement Ceiling (CDC)	0.00	0.00	0.00	0.00	0.00	0.00	0.00	0.00	0.00	0.00	0.00	0.00	0.00	0.00	0.00	0.00	0.00	0.00	0.00	0.00	0.00	0.00	0.00	0.00	0.00	0.00	0.00	
TOTAL CASH DISBURSEMENTS	3,854,925.87	2,431,767.79	0.00	0.00	6,286,693.66	0.00	0.00	0.00	0.00	0.00	0.00	0.00	0.00	0.00	0.00	0.00	6,286,693.66	0.00	0.00	0.00	0.00	3,854,925.87	2,431,767.79	0.00	0.00	6,286,693.66		
NON-CASH DISBURSEMENTS	349,437.17	64,775.56	0.00	0.00	414,212.73	0.00	0.00	0.00	0.00	0.00	0.00	0.00	0.00	0.00	0.00	0.00	414,212.73	0.00	0.00	0.00	0.00	349,437.17	64,775.56	0.00	0.00	414,212.73		
Tax Remittance Advices Issued (TRA)	349,437.17	64,775.56	0.00	0.00	414,212.73	0.00	0.00	0.00	0.00	0.00	0.00	0.00	0.00	0.00	0.00	0.00	414,212.73	0.00	0.00	0.00	0.00	349,437.17	64,775.56	0.00	0.00	414,212.73		
Non-Cash Availment Authority (NCAA)	0.00	0.00	0.00	0.00	0.00	0.00	0.00	0.00	0.00	0.00	0.00	0.00	0.00	0.00	0.00	0.00	0.00	0.00	0.00	0.00	0.00	0.00	0.00	0.00	0.00	0.00	0.00	
Disbursements effected through outright deductions from claims (please specify...)	0.00	0.00	0.00	0.00	0.00	0.00	0.00	0.00	0.00	0.00	0.00	0.00	0.00	0.00	0.00	0.00	0.00	0.00	0.00	0.00	0.00	0.00	0.00	0.00	0.00	0.00	0.00	
Overpayment of expenses(e.g. personnel benefits)	0.00	0.00	0.00	0.00	0.00	0.00	0.00	0.00	0.00	0.00	0.00	0.00	0.00	0.00	0.00	0.00	0.00	0.00	0.00	0.00	0.00	0.00	0.00	0.00	0.00	0.00	0.00	
Restitution for loss of government property	0.00	0.00	0.00	0.00	0.00	0.00	0.00	0.00	0.00	0.00	0.00	0.00	0.00	0.00	0.00	0.00	0.00	0.00	0.00	0.00	0.00	0.00	0.00	0.00	0.00	0.00	0.00	
Liquidated damages and similar claims	0.00	0.00	0.00	0.00	0.00	0.00	0.00	0.00	0.00	0.00	0.00	0.00	0.00	0.00	0.00	0.00	0.00	0.00	0.00	0.00	0.00	0.00	0.00	0.00	0.00	0.00	0.00	
Others (TEF, BTr-Documentary Stamp Tax, etc.)	0.00	0.00	0.00	0.00	0.00	0.00	0.00	0.00	0.00	0.00	0.00	0.00	0.00	0.00	0.00	0.00	0.00	0.00	0.00	0.00	0.00	0.00	0.00	0.00	0.00	0.00	0.00	
TOTAL NON-CASH DISBURSEMENTS	349,437.17	64,775.56	0.00	0.00	414,212.73	0.00	0.00	0.00	0.00	0.00	0.00	0.00	0.00	0.00	0.00	0.00	414,212.73	0.00	0.00	0.00	0.00	349,437.17	64,775.56	0.00	0.00	414,212.73		
GRAND TOTAL	4,204,363.04	2,496,543.35	0.00	0.00	6,700,906.39	0.00	0.00	0.00	0.00	0.00	0.00	0.00	0.00	0.00	0.00	0.00	6,700,906.39	0.00	0.00	0.00	0.00	4,204,363.04	2,496,543.35	0.00	0.00	6,700,906.39		


**SUMMARY**

Particulars	Previous Report	This Month	As at Date
(1)	(2)	(3)	(4)
Total Disbursement Authorities Received	44,822,673.75	5,722,018.00	50,544,691.75
NCA	36,424,000.00	3,188,000.00	39,612,000.00
NTA	6,240,345.59	2,119,805.27	8,360,150.86
Working Fund	0.00	0.00	0.00
TRA	2,158,328.16	414,212.73	2,572,540.89
CDC	0.00	0.00	0.00
NCAA	0.00	0.00	0.00
Less: Notice of Transfer of Allocations (NTA)* issued	0.00	0.00	0.00
Total Disbursement Authorities Available	44,822,673.75	5,722,018.00	50,544,691.75
Less:	0.00	0.00	0.00
Lapsed NCA	3,160,962.80	84,596.85	3,245,559.65
Disbursements	40,598,225.71	6,700,906.39	47,299,132.10
Less: Other Non-Cash Disbursements	0.00	0.00	0.00
Disbursements effected through outright deductions from claims	0.00	0.00	0.00
Overpayment of expenses(e.g. personnel benefits)	0.00	0.00	0.00
Restitution for loss of government property	0.00	0.00	0.00
Liquidated damages and similar claims	0.00	0.00	0.00
Others (e.g. TEF, BTr, Docs Stamp, etc.)	0.00	0.00	0.00
Add/Less: Adjustments (e.g. cancelled/staled checks)	0.00	0.00	0.00
Balance of Disbursement Authorities as at date	1,063,485.24	(1,063,485.24)	0.00
Total Disbursements Program	44,822,673.75	5,722,018.00	50,544,691.75
Less: *Actual Disbursements	40,598,225.71	6,700,906.39	47,299,132.10
(Over)/Under spending	4,224,448.04	(978,888.39)	3,245,559.65


Notes: \* The use of NTA is discouraged  
 Notes: \*\* Amounts should tally with the grand total disbursemt (column 27).

Certified Correct  
  
 EVALYN E. BARILLO  
 Accountant III

Date:

Recommending Approval:  
  
 REBECCA F. PRECIA  
 OIC, Chief Fin. & Adm. Division

Date:

Approved By:  
  
 LEO VAN V. JUGUAN, CESO V  
 Regional Director

Date:

MONTHLY REPORT OF DISBURSEMENTS

For the month of December 2020


Department : Department of Environment and Natural Resources (DENR)  
 Agency/Entity : Mines and Geo-Sciences Bureau  
 Operating Unit : Regional Office - VIII  
 Organization Code : 10 003 0300008  
 Fund Cluster : 03 Special Account - Locally Funded/Domestic Grants Fund


Particulars	Current Year Budget					Prior Year's Budget											SUB-TOTAL	Trust Liabilities				Grand Total					Remarks	
	PS	MOOE	FinEx	CO	TOTAL	Prior Year's Accounts Payable					Current Year's Accounts Payable					TOTAL		PS	MOOE	CO	TOTAL	PS	MOOE	FinEx	CO	TOTAL		
						PS	MOOE	FinEx	CO	Sub-Total	PS	MOOE	FinEx	CO	Sub-Total													
1	2	3	4	5	6=(2+3+4+5)	7	8	9	10	11=(7+8+9+10)	12	13	14	15	16=(12+13+14+15)	17=(11+16)	18=(6+17)	19	20	21	22=(19+20+21)	23	24	25	26	27=(23+24+25+26)	28	
CASH DISBURSEMENTS	0.00	44,343.00	0.00	0.00	44,343.00	0.00	0.00	0.00	0.00	0.00	0.00	0.00	0.00	0.00	0.00	0.00	44,343.00	0.00	0.00	0.00	0.00	0.00	44,343.00	0.00	0.00	0.00	44,343.00	
Notice of Cash Allocation (NCA)	0.00	0.00	0.00	0.00	0.00	0.00	0.00	0.00	0.00	0.00	0.00	0.00	0.00	0.00	0.00	0.00	0.00	0.00	0.00	0.00	0.00	0.00	0.00	0.00	0.00	0.00	0.00	
MDS Checks Issued	0.00	0.00	0.00	0.00	0.00	0.00	0.00	0.00	0.00	0.00	0.00	0.00	0.00	0.00	0.00	0.00	0.00	0.00	0.00	0.00	0.00	0.00	0.00	0.00	0.00	0.00	0.00	
Advice to Debit Account	0.00	0.00	0.00	0.00	0.00	0.00	0.00	0.00	0.00	0.00	0.00	0.00	0.00	0.00	0.00	0.00	0.00	0.00	0.00	0.00	0.00	0.00	0.00	0.00	0.00	0.00	0.00	
Notice of Transfer Allocations (NTA)	0.00	44,343.00	0.00	0.00	44,343.00	0.00	0.00	0.00	0.00	0.00	0.00	0.00	0.00	0.00	0.00	0.00	44,343.00	0.00	0.00	0.00	0.00	0.00	44,343.00	0.00	0.00	0.00	44,343.00	
MDS Checks Issued	0.00	7,593.00	0.00	0.00	7,593.00	0.00	0.00	0.00	0.00	0.00	0.00	0.00	0.00	0.00	0.00	0.00	7,593.00	0.00	0.00	0.00	0.00	0.00	7,593.00	0.00	0.00	0.00	7,593.00	
Advice to Debit Account	0.00	36,750.00	0.00	0.00	36,750.00	0.00	0.00	0.00	0.00	0.00	0.00	0.00	0.00	0.00	0.00	0.00	36,750.00	0.00	0.00	0.00	0.00	0.00	36,750.00	0.00	0.00	0.00	36,750.00	
Working Fund for FAPs	0.00	0.00	0.00	0.00	0.00	0.00	0.00	0.00	0.00	0.00	0.00	0.00	0.00	0.00	0.00	0.00	0.00	0.00	0.00	0.00	0.00	0.00	0.00	0.00	0.00	0.00	0.00	
Cash Disbursement Ceiling (CDC)	0.00	0.00	0.00	0.00	0.00	0.00	0.00	0.00	0.00	0.00	0.00	0.00	0.00	0.00	0.00	0.00	0.00	0.00	0.00	0.00	0.00	0.00	0.00	0.00	0.00	0.00	0.00	
TOTAL CASH DISBURSEMENTS	0.00	44,343.00	0.00	0.00	44,343.00	0.00	0.00	0.00	0.00	0.00	0.00	0.00	0.00	0.00	0.00	0.00	44,343.00	0.00	0.00	0.00	0.00	0.00	44,343.00	0.00	0.00	0.00	44,343.00	
NON-CASH DISBURSEMENTS	0.00	0.00	0.00	0.00	0.00	0.00	0.00	0.00	0.00	0.00	0.00	0.00	0.00	0.00	0.00	0.00	0.00	0.00	0.00	0.00	0.00	0.00	0.00	0.00	0.00	0.00	0.00	
Tax Remittance Advices Issued (TRA)	0.00	0.00	0.00	0.00	0.00	0.00	0.00	0.00	0.00	0.00	0.00	0.00	0.00	0.00	0.00	0.00	0.00	0.00	0.00	0.00	0.00	0.00	0.00	0.00	0.00	0.00	0.00	
Non-Cash Availment Authority (NCAA)	0.00	0.00	0.00	0.00	0.00	0.00	0.00	0.00	0.00	0.00	0.00	0.00	0.00	0.00	0.00	0.00	0.00	0.00	0.00	0.00	0.00	0.00	0.00	0.00	0.00	0.00	0.00	
Disbursements effected through outright deductions from claims (please specify...)	0.00	0.00	0.00	0.00	0.00	0.00	0.00	0.00	0.00	0.00	0.00	0.00	0.00	0.00	0.00	0.00	0.00	0.00	0.00	0.00	0.00	0.00	0.00	0.00	0.00	0.00	0.00	
Overpayment of expenses(e.g. personnel benefits)	0.00	0.00	0.00	0.00	0.00	0.00	0.00	0.00	0.00	0.00	0.00	0.00	0.00	0.00	0.00	0.00	0.00	0.00	0.00	0.00	0.00	0.00	0.00	0.00	0.00	0.00	0.00	
Restitution for loss of government property	0.00	0.00	0.00	0.00	0.00	0.00	0.00	0.00	0.00	0.00	0.00	0.00	0.00	0.00	0.00	0.00	0.00	0.00	0.00	0.00	0.00	0.00	0.00	0.00	0.00	0.00	0.00	
Liquidated damages and similar claims	0.00	0.00	0.00	0.00	0.00	0.00	0.00	0.00	0.00	0.00	0.00	0.00	0.00	0.00	0.00	0.00	0.00	0.00	0.00	0.00	0.00	0.00	0.00	0.00	0.00	0.00	0.00	
Others (TEF, BTr-Documentary Stamp Tax, etc.)	0.00	0.00	0.00	0.00	0.00	0.00	0.00	0.00	0.00	0.00	0.00	0.00	0.00	0.00	0.00	0.00	0.00	0.00	0.00	0.00	0.00	0.00	0.00	0.00	0.00	0.00	0.00	
TOTAL NON-CASH DISBURSEMENTS	0.00	0.00	0.00	0.00	0.00	0.00	0.00	0.00	0.00	0.00	0.00	0.00	0.00	0.00	0.00	0.00	0.00	0.00	0.00	0.00	0.00	0.00	0.00	0.00	0.00	0.00	0.00	
GRAND TOTAL	0.00	44,343.00	0.00	0.00	44,343.00	0.00	0.00	0.00	0.00	0.00	0.00	0.00	0.00	0.00	0.00	0.00	44,343.00	0.00	0.00	0.00	0.00	0.00	44,343.00	0.00	0.00	0.00	44,343.00	


SUMMARY

Particulars	Previous Report	This Month	As at Date
(1)	(2)	(3)	(4)
Total Disbursement Authorities Received	992,563.72	0.00	992,563.72
NCA	0.00	0.00	0.00
NTA	974,823.50	0.00	974,823.50
Working Fund	0.00	0.00	0.00
TRA	17,740.22	0.00	17,740.22
CDC	0.00	0.00	0.00
NCAA	0.00	0.00	0.00
Less: Notice of Transfer of Allocations (NTA)* issued	0.00	0.00	0.00
Total Disbursement Authorities Available	992,563.72	0.00	992,563.72
Less:	0.00	0.00	0.00
Lapsed NCA	10,763.72	29,778.14	40,541.86
Disbursements	907,678.86	44,343.00	952,021.86
Less: Other Non-Cash Disbursements	0.00	0.00	0.00
Disbursements effected through outright deductions from claims	0.00	0.00	0.00
Overpayment of expenses(e.g. personnel benefits)	0.00	0.00	0.00
Restitution for loss of government property	0.00	0.00	0.00
Liquidated damages and similar claims	0.00	0.00	0.00
Others (e.g. TEF, BTr, Docs Stamp, etc.)	0.00	0.00	0.00
Add/Less: Adjustments (e.g. cancelled/staled checks)	0.00	0.00	0.00
Balance of Disbursement Authorities as at date	74,121.14	(74,121.14)	0.00
Total Disbursements Program	992,563.72	0.00	992,563.72
Less: *Actual Disbursements	907,678.86	44,343.00	952,021.86
(Over)/Under spending	84,884.86	(44,343.00)	40,541.86

Notes: \* The use of NTA is discouraged  
 Notes: \*\* Amounts should tally with the grand total disbursemt (column 27).

Certified Correct:  
  
 EVELYN E. BARILLO  
 Accountant III  
 Date:

Recommending Approval:  
  
 REBECCA F. PRECIA  
 OIC, Chief Fin. & Admin. Division  
 Date:

Approved By:  
  
 LEO VAN V. JUGUAN, CESO V  
 Regional Director  
 Date: