

MONTHLY REPORT OF DISBURSEMENTS

For the month of June 2020


Department : Department of Environment and Natural Resources (DENR)
 Agency/Entity : Mines and Geo-Sciences Bureau
 Operating Unit : Regional Office - VIII
 Organization Code : 10 003 0300008
 Fund Cluster : 01 Regular Agency Fund

Particulars	Current Year Budget					Prior Year's Budget											Trust Liabilities				Grand Total					Remarks	
	PS	MOOE	FinEx	CO	TOTAL	Prior Year's Accounts Payable					Current Year's Accounts Payable					TOTAL	SUB-TOTAL	PS	MOOE	CO	TOTAL	PS	MOOE	FinEx	CO		TOTAL
						PS	MOOE	FinEx	CO	Sub-Total	PS	MOOE	FinEx	CO	Sub-Total												
1	2	3	4	5	6=(2+3+4+5)	7	8	9	10	11=(7+8+9+10)	12	13	14	15	16=(12+13+14+15)	17=(11+16)	18=(6+17)	19	20	21	22=(19+20+21)	23	24	25	26	27=(23+24+25+26)	28
CASH DISBURSEMENTS	3,001,121.72	1,629,347.13	0.00	0.00	4,630,468.85	0.00	156,160.72	0.00	0.00	156,160.72	0.00	0.00	0.00	0.00	0.00	156,160.72	4,786,629.57	0.00	0.00	0.00	0.00	3,001,121.72	1,785,507.85	0.00	0.00	4,786,629.57	
Notice of Cash Allocation (NCA)	3,001,121.72	1,629,347.13	0.00	0.00	4,630,468.85	0.00	156,160.72	0.00	0.00	156,160.72	0.00	0.00	0.00	0.00	0.00	156,160.72	4,786,629.57	0.00	0.00	0.00	0.00	3,001,121.72	1,785,507.85	0.00	0.00	4,786,629.57	
MDS Checks Issued	467,101.44	790,780.59	0.00	0.00	1,257,882.03	0.00	156,160.72	0.00	0.00	156,160.72	0.00	0.00	0.00	0.00	0.00	1,414,042.75	1,414,042.75	0.00	0.00	0.00	0.00	467,101.44	946,941.31	0.00	0.00	1,414,042.75	
Advice to Debit Account	2,534,020.28	838,566.54	0.00	0.00	3,372,586.82	0.00	0.00	0.00	0.00	0.00	0.00	0.00	0.00	0.00	0.00	0.00	3,372,586.82	0.00	0.00	0.00	0.00	2,534,020.28	838,566.54	0.00	0.00	3,372,586.82	
Notice of Transfer Allocations (NTA)	0.00	0.00	0.00	0.00	0.00	0.00	0.00	0.00	0.00	0.00	0.00	0.00	0.00	0.00	0.00	0.00	0.00	0.00	0.00	0.00	0.00	0.00	0.00	0.00	0.00	0.00	
MDS Checks Issued	0.00	0.00	0.00	0.00	0.00	0.00	0.00	0.00	0.00	0.00	0.00	0.00	0.00	0.00	0.00	0.00	0.00	0.00	0.00	0.00	0.00	0.00	0.00	0.00	0.00	0.00	
Advice to Debit Account	0.00	0.00	0.00	0.00	0.00	0.00	0.00	0.00	0.00	0.00	0.00	0.00	0.00	0.00	0.00	0.00	0.00	0.00	0.00	0.00	0.00	0.00	0.00	0.00	0.00	0.00	
Working Fund for FAPs	0.00	0.00	0.00	0.00	0.00	0.00	0.00	0.00	0.00	0.00	0.00	0.00	0.00	0.00	0.00	0.00	0.00	0.00	0.00	0.00	0.00	0.00	0.00	0.00	0.00	0.00	
Cash Disbursement Ceiling (CDC)	0.00	0.00	0.00	0.00	0.00	0.00	0.00	0.00	0.00	0.00	0.00	0.00	0.00	0.00	0.00	0.00	0.00	0.00	0.00	0.00	0.00	0.00	0.00	0.00	0.00	0.00	
TOTAL CASH DISBURSEMENTS	3,001,121.72	1,629,347.13	0.00	0.00	4,630,468.85	0.00	156,160.72	0.00	0.00	156,160.72	0.00	0.00	0.00	0.00	0.00	156,160.72	4,786,629.57	0.00	0.00	0.00	0.00	3,001,121.72	1,785,507.85	0.00	0.00	4,786,629.57	
NON-CASH DISBURSEMENTS	313,774.60	38,697.09	0.00	0.00	352,471.69	0.00	8,839.28	0.00	0.00	8,839.28	0.00	0.00	0.00	0.00	0.00	8,839.28	361,310.97	0.00	0.00	0.00	0.00	313,774.60	47,536.37	0.00	0.00	361,310.97	
Tax Remittance Advices Issued (TRA)	313,774.60	38,697.09	0.00	0.00	352,471.69	0.00	8,839.28	0.00	0.00	8,839.28	0.00	0.00	0.00	0.00	0.00	8,839.28	361,310.97	0.00	0.00	0.00	0.00	313,774.60	47,536.37	0.00	0.00	361,310.97	
Non-Cash Availment Authority (NCAA)	0.00	0.00	0.00	0.00	0.00	0.00	0.00	0.00	0.00	0.00	0.00	0.00	0.00	0.00	0.00	0.00	0.00	0.00	0.00	0.00	0.00	0.00	0.00	0.00	0.00		
Disbursements effected through outright deductions from claims (please specify...)	0.00	0.00	0.00	0.00	0.00	0.00	0.00	0.00	0.00	0.00	0.00	0.00	0.00	0.00	0.00	0.00	0.00	0.00	0.00	0.00	0.00	0.00	0.00	0.00	0.00		
Overpayment of expenses(e.g. personnel benefits)	0.00	0.00	0.00	0.00	0.00	0.00	0.00	0.00	0.00	0.00	0.00	0.00	0.00	0.00	0.00	0.00	0.00	0.00	0.00	0.00	0.00	0.00	0.00	0.00	0.00		
Restitution for loss of government property	0.00	0.00	0.00	0.00	0.00	0.00	0.00	0.00	0.00	0.00	0.00	0.00	0.00	0.00	0.00	0.00	0.00	0.00	0.00	0.00	0.00	0.00	0.00	0.00	0.00		
Liquidated damages and similar claims	0.00	0.00	0.00	0.00	0.00	0.00	0.00	0.00	0.00	0.00	0.00	0.00	0.00	0.00	0.00	0.00	0.00	0.00	0.00	0.00	0.00	0.00	0.00	0.00	0.00		
Others (TEF, BTR-Documentary Stamp Tax, etc.)	0.00	0.00	0.00	0.00	0.00	0.00	0.00	0.00	0.00	0.00	0.00	0.00	0.00	0.00	0.00	0.00	0.00	0.00	0.00	0.00	0.00	0.00	0.00	0.00	0.00		
TOTAL NON-CASH DISBURSEMENTS	313,774.60	38,697.09	0.00	0.00	352,471.69	0.00	8,839.28	0.00	0.00	8,839.28	0.00	0.00	0.00	0.00	0.00	8,839.28	361,310.97	0.00	0.00	0.00	0.00	313,774.60	47,536.37	0.00	0.00	361,310.97	
GRAND TOTAL	3,314,896.32	1,668,044.22	0.00	0.00	4,982,940.54	0.00	165,000.00	0.00	0.00	165,000.00	0.00	0.00	0.00	0.00	0.00	165,000.00	5,147,940.54	0.00	0.00	0.00	0.00	3,314,896.32	1,833,044.22	0.00	0.00	5,147,940.54	


SUMMARY

Particulars	Previous Report	This Month	As at Date
(1)	(2)	(3)	(4)
Total Disbursement Authorities Received	21,785,653.44	3,797,585.97	25,583,239.41
NCA	17,919,000.00	3,419,000.00	21,338,000.00
NTA	2,982,604.00	17,275.00	2,999,879.00
Working Fund	0.00	0.00	0.00
TRA	884,049.44	361,310.97	1,245,360.41
CDC	0.00	0.00	0.00
NCAA	0.00	0.00	0.00
Less: Notice of Transfer of Allocations (NTA)* issued	0.00	0.00	0.00
Total Disbursement Authorities Available	21,785,653.44	3,797,585.97	25,583,239.41
Less:	0.00	0.00	0.00
Lapsed NCA	200,004.57	2,949,823.46	3,149,828.03
Disbursements	17,285,470.84	5,147,940.54	22,433,411.38
Less: Other Non-Cash Disbursements	0.00	0.00	0.00
Disbursements effected through outright deductions from claims	0.00	0.00	0.00
Overpayment of expenses(e.g. personnel benefits)	0.00	0.00	0.00
Restitution for loss of government property	0.00	0.00	0.00
Liquidated damages and similar claims	0.00	0.00	0.00
Others (e.g. TEF, BTR, Docs Stamp, etc.)	0.00	0.00	0.00
Add/Less: Adjustments (e.g. cancelled/staled checks)	0.00	0.00	0.00
Balance of Disbursement Authorities as at date	4,300,178.03	(4,300,178.03)	0.00
Total Disbursements Program	21,785,653.44	3,797,585.97	25,583,239.41
Less: *Actual Disbursements	17,285,470.84	5,147,940.54	22,433,411.38
(Over)/Under spending	4,500,182.60	(1,350,354.57)	3,149,828.03


Notes: * The use of NTA is discouraged
 Notes: ** Amounts should tally with the grand total disbursement (column 27).

Certified Correct:

 EVELYN E. BARILLO
 CHIEF ACCOUNTANT

Date:

Recommending Approval:

 REBECCA F. PRECIA
 OIC, Chief Finance & Admin. Division

Date:

Approved By:

 LEO VAN V. JUGUAN, CESO V
 Regional Director

Date: