

**MONTHLY REPORT OF DISBURSEMENTS**  
For the month of April 2020


Department : Department of Environment and Natural Resources (DENR)  
 Agency/Entity : Mines and Geo-Sciences Bureau  
 Operating Unit : Regional Office - VIII  
 Organization Code : 10 003 0300008  
 Fund Cluster : 01 Regular Agency Fund

Particulars	Current Year Budget					Prior Year's Budget											SUB-TOTAL	Trust Liabilities				Grand Total					Remarks	
	PS	MOOE	FinEx	CO	TOTAL 6=(2+3+4+5)	Prior Year's Accounts Payable					Current Year's Accounts Payable					TOTAL 17=(11+16)		PS	MOOE	CO	TOTAL 22=(19+20+21)	PS	MOOE	FinEx	CO	TOTAL 27=(23+24+25+26)		
						PS	MOOE	FinEx	CO	Sub-Total 11=(7+8+9+10)	PS	MOOE	FinEx	CO	Sub-Total 16=(12+13+14+15)													19
1	2	3	4	5	6	7	8	9	10	11	12	13	14	15	16	17	18	19	20	21	22	23	24	25	26	27	28	
CASH DISBURSEMENTS	1,242,697.66	121,313.79	0.00	0.00	1,364,011.45	0.00	0.00	0.00	0.00	0.00	0.00	0.00	0.00	0.00	0.00	0.00	1,364,011.45	0.00	0.00	0.00	0.00	1,242,697.66	121,313.79	0.00	0.00	1,364,011.45		
Notice of Cash Allocation (NCA)	1,242,697.66	121,313.79	0.00	0.00	1,364,011.45	0.00	0.00	0.00	0.00	0.00	0.00	0.00	0.00	0.00	0.00	0.00	1,364,011.45	0.00	0.00	0.00	0.00	1,242,697.66	121,313.79	0.00	0.00	1,364,011.45		
MDS Checks Issued	959,136.72	76,887.67	0.00	0.00	1,036,024.39	0.00	0.00	0.00	0.00	0.00	0.00	0.00	0.00	0.00	0.00	0.00	1,036,024.39	0.00	0.00	0.00	0.00	959,136.72	76,887.67	0.00	0.00	1,036,024.39		
Advice to Debit Account	283,560.94	44,426.12	0.00	0.00	327,987.06	0.00	0.00	0.00	0.00	0.00	0.00	0.00	0.00	0.00	0.00	0.00	327,987.06	0.00	0.00	0.00	0.00	283,560.94	44,426.12	0.00	0.00	327,987.06		
Notice of Transfer Allocations (NTA)	0.00	0.00	0.00	0.00	0.00	0.00	0.00	0.00	0.00	0.00	0.00	0.00	0.00	0.00	0.00	0.00	0.00	0.00	0.00	0.00	0.00	0.00	0.00	0.00	0.00	0.00		
MDS Checks Issued	0.00	0.00	0.00	0.00	0.00	0.00	0.00	0.00	0.00	0.00	0.00	0.00	0.00	0.00	0.00	0.00	0.00	0.00	0.00	0.00	0.00	0.00	0.00	0.00	0.00	0.00	0.00	
Advice to Debit Account	0.00	0.00	0.00	0.00	0.00	0.00	0.00	0.00	0.00	0.00	0.00	0.00	0.00	0.00	0.00	0.00	0.00	0.00	0.00	0.00	0.00	0.00	0.00	0.00	0.00	0.00	0.00	
Working Fund for FAPs	0.00	0.00	0.00	0.00	0.00	0.00	0.00	0.00	0.00	0.00	0.00	0.00	0.00	0.00	0.00	0.00	0.00	0.00	0.00	0.00	0.00	0.00	0.00	0.00	0.00	0.00	0.00	
Cash Disbursement Ceiling (CDC)	0.00	0.00	0.00	0.00	0.00	0.00	0.00	0.00	0.00	0.00	0.00	0.00	0.00	0.00	0.00	0.00	0.00	0.00	0.00	0.00	0.00	0.00	0.00	0.00	0.00	0.00	0.00	
TOTAL CASH DISBURSEMENTS	1,242,697.66	121,313.79	0.00	0.00	1,364,011.45	0.00	0.00	0.00	0.00	0.00	0.00	0.00	0.00	0.00	0.00	0.00	1,364,011.45	0.00	0.00	0.00	0.00	1,242,697.66	121,313.79	0.00	0.00	1,364,011.45		
NON-CASH DISBURSEMENTS	4,567.51	2,323.14	0.00	0.00	6,890.65	0.00	0.00	0.00	0.00	0.00	0.00	0.00	0.00	0.00	0.00	0.00	6,890.65	0.00	0.00	0.00	0.00	4,567.51	2,323.14	0.00	0.00	6,890.65		
Tax Remittance Advices Issued (TRA)	4,567.51	2,323.14	0.00	0.00	6,890.65	0.00	0.00	0.00	0.00	0.00	0.00	0.00	0.00	0.00	0.00	0.00	6,890.65	0.00	0.00	0.00	0.00	4,567.51	2,323.14	0.00	0.00	6,890.65		
Non-Cash Availment Authority (NCAA)	0.00	0.00	0.00	0.00	0.00	0.00	0.00	0.00	0.00	0.00	0.00	0.00	0.00	0.00	0.00	0.00	0.00	0.00	0.00	0.00	0.00	0.00	0.00	0.00	0.00	0.00	0.00	
Disbursements effected through outright deductions from claims (please specify...)	0.00	0.00	0.00	0.00	0.00	0.00	0.00	0.00	0.00	0.00	0.00	0.00	0.00	0.00	0.00	0.00	0.00	0.00	0.00	0.00	0.00	0.00	0.00	0.00	0.00	0.00	0.00	
Overpayment of expenses(e.g. personnel benefits)	0.00	0.00	0.00	0.00	0.00	0.00	0.00	0.00	0.00	0.00	0.00	0.00	0.00	0.00	0.00	0.00	0.00	0.00	0.00	0.00	0.00	0.00	0.00	0.00	0.00	0.00	0.00	
Restitution for loss of government property	0.00	0.00	0.00	0.00	0.00	0.00	0.00	0.00	0.00	0.00	0.00	0.00	0.00	0.00	0.00	0.00	0.00	0.00	0.00	0.00	0.00	0.00	0.00	0.00	0.00	0.00	0.00	
Liquidated damages and similar claims	0.00	0.00	0.00	0.00	0.00	0.00	0.00	0.00	0.00	0.00	0.00	0.00	0.00	0.00	0.00	0.00	0.00	0.00	0.00	0.00	0.00	0.00	0.00	0.00	0.00	0.00	0.00	
Others (TEF, BTR-Documentary Stamp Tax, etc.)	0.00	0.00	0.00	0.00	0.00	0.00	0.00	0.00	0.00	0.00	0.00	0.00	0.00	0.00	0.00	0.00	0.00	0.00	0.00	0.00	0.00	0.00	0.00	0.00	0.00	0.00	0.00	
TOTAL NON-CASH DISBURSEMENTS	4,567.51	2,323.14	0.00	0.00	6,890.65	0.00	0.00	0.00	0.00	0.00	0.00	0.00	0.00	0.00	0.00	0.00	6,890.65	0.00	0.00	0.00	0.00	4,567.51	2,323.14	0.00	0.00	6,890.65		
GRAND TOTAL	1,247,265.17	123,636.93	0.00	0.00	1,370,902.10	0.00	0.00	0.00	0.00	0.00	0.00	0.00	0.00	0.00	0.00	0.00	1,370,902.10	0.00	0.00	0.00	0.00	1,247,265.17	123,636.93	0.00	0.00	1,370,902.10		


**SUMMARY**

Particulars	Previous Report	This Month	As at Date
(1)	(2)	(3)	(4)
Total Disbursement Authorities Received	11,652,020.51	3,836,116.65	15,488,137.16
NCA	9,234,000.00	3,425,000.00	12,659,000.00
NTA	1,716,926.00	404,226.00	2,121,152.00
Working Fund	0.00	0.00	0.00
TRA	701,094.51	6,890.65	707,985.16
CDC	0.00	0.00	0.00
NCAA	0.00	0.00	0.00
Less: Notice of Transfer of Allocations (NTA)* issued	0.00	0.00	0.00
Total Disbursement Authorities Available	11,652,020.51	3,836,116.65	15,488,137.16
Less:	0.00	0.00	0.00
Lapsed NCA	200,004.57	0.00	200,004.57
Disbursements	11,452,015.94	1,370,902.10	12,822,918.04
Less: Other Non-Cash Disbursements	0.00	0.00	0.00
Disbursements effected through outright deductions from claims	0.00	0.00	0.00
Overpayment of expenses(e.g. personnel benefits)	0.00	0.00	0.00
Restitution for loss of government property	0.00	0.00	0.00
Liquidated damages and similar claims	0.00	0.00	0.00
Others (e.g. TEF, BTR, Docs Stamp, etc.)	0.00	0.00	0.00
Add/Less: Adjustments (e.g. cancelled/staled checks)	0.00	0.00	0.00
Balance of Disbursement Authorities as at date	0.00	2,465,214.55	2,465,214.55
Total Disbursements Program	11,652,020.51	3,836,116.65	15,488,137.16
Less: *Actual Disbursements	11,452,015.94	1,370,902.10	12,822,918.04
(Over)/Under spending	200,004.57	2,465,214.55	2,665,219.12


Notes: \* The use of NTA is discouraged  
 Notes: \*\* Amounts should tally with the grand total disbursement (column 27).

Certified Correct:  
  
 EVALYN E. BARILLO  
 CHIEF ACCOUNTANT

Date:

Recommending Approval:  
  
 REBECCA F. PRECIA  
 OIC, Chief Finance & Admin. Division

Date:

Approved By:  
  
 LEO VAN V. JUGUAN, CESOV  
 Regional Director

Date: