

MONTHLY REPORT OF DISBURSEMENTS
For the month of March 2020


Department : Department of Environment and Natural Resources (DENR)
 Agency/Entity : Mines and Geo-Sciences Bureau
 Operating Unit : Regional Office - VIII
 Organization Code : 10 003 0300008
 Fund Cluster : 01 Regular Agency Fund

Particulars	Current Year Budget					Prior Year's Budget											Trust Liabilities				Grand Total					Remarks		
	PS	MOOE	FinEx	CO	TOTAL	Prior Year's Accounts Payable					Current Year's Accounts Payable					TOTAL	SUB-TOTAL	PS	MOOE	CO	TOTAL	PS	MOOE	FinEx	CO		TOTAL	
						PS	MOOE	FinEx	CO	Sub-Total	PS	MOOE	FinEx	CO	Sub-Total													16=(12+13+14+15)
1	2	3	4	5	6=(2+3+4+5)	7	8	9	10	11=(7+8+9+10)	12	13	14	15	16=(12+13+14+15)	17=(11+16)	18=(6+17)	19	20	21	22=(19+20+21)	23	24	25	26	27=(23+24+25+26)	28	
CASH DISBURSEMENTS	2,480,874.95	2,885,238.19	0.00	0.00	5,366,113.14	0.00	0.00	0.00	0.00	0.00	0.00	0.00	0.00	0.00	0.00	0.00	5,366,113.14	0.00	0.00	0.00	0.00	2,480,874.95	2,885,238.19	0.00	0.00	5,366,113.14		
Notice of Cash Allocation (NCA)	1,955,335.50	2,297,229.21	0.00	0.00	4,252,564.71	0.00	0.00	0.00	0.00	0.00	0.00	0.00	0.00	0.00	0.00	0.00	4,252,564.71	0.00	0.00	0.00	0.00	1,955,335.50	2,297,229.21	0.00	0.00	4,252,564.71		
MDS Checks Issued	105,421.80	1,193,044.85	0.00	0.00	1,298,466.65	0.00	0.00	0.00	0.00	0.00	0.00	0.00	0.00	0.00	0.00	0.00	1,298,466.65	0.00	0.00	0.00	0.00	105,421.80	1,193,044.85	0.00	0.00	1,298,466.65		
Advice to Debit Account	1,849,913.70	1,104,184.36	0.00	0.00	2,954,098.06	0.00	0.00	0.00	0.00	0.00	0.00	0.00	0.00	0.00	0.00	0.00	2,954,098.06	0.00	0.00	0.00	0.00	1,849,913.70	1,104,184.36	0.00	0.00	2,954,098.06		
Notice of Transfer Allocations (NTA)	525,539.45	588,008.98	0.00	0.00	1,113,548.43	0.00	0.00	0.00	0.00	0.00	0.00	0.00	0.00	0.00	0.00	0.00	1,113,548.43	0.00	0.00	0.00	0.00	525,539.45	588,008.98	0.00	0.00	1,113,548.43		
MDS Checks Issued	525,539.45	588,008.98	0.00	0.00	1,113,548.43	0.00	0.00	0.00	0.00	0.00	0.00	0.00	0.00	0.00	0.00	0.00	1,113,548.43	0.00	0.00	0.00	0.00	525,539.45	588,008.98	0.00	0.00	1,113,548.43		
Advice to Debit Account	0.00	0.00	0.00	0.00	0.00	0.00	0.00	0.00	0.00	0.00	0.00	0.00	0.00	0.00	0.00	0.00	0.00	0.00	0.00	0.00	0.00	0.00	0.00	0.00	0.00	0.00	0.00	
Working Fund for FAPs	0.00	0.00	0.00	0.00	0.00	0.00	0.00	0.00	0.00	0.00	0.00	0.00	0.00	0.00	0.00	0.00	0.00	0.00	0.00	0.00	0.00	0.00	0.00	0.00	0.00	0.00	0.00	
Cash Disbursement Ceiling (CDC)	0.00	0.00	0.00	0.00	0.00	0.00	0.00	0.00	0.00	0.00	0.00	0.00	0.00	0.00	0.00	0.00	0.00	0.00	0.00	0.00	0.00	0.00	0.00	0.00	0.00	0.00	0.00	
TOTAL CASH DISBURSEMENTS	2,480,874.95	2,885,238.19	0.00	0.00	5,366,113.14	0.00	0.00	0.00	0.00	0.00	0.00	0.00	0.00	0.00	0.00	0.00	5,366,113.14	0.00	0.00	0.00	0.00	2,480,874.95	2,885,238.19	0.00	0.00	5,366,113.14		
NON-CASH DISBURSEMENTS	309,206.99	53,336.46	0.00	0.00	362,543.45	0.00	0.00	0.00	0.00	0.00	0.00	0.00	0.00	0.00	0.00	0.00	362,543.45	0.00	0.00	0.00	0.00	309,206.99	53,336.46	0.00	0.00	362,543.45		
Tax Remittance Advices Issued (TRA)	309,206.99	53,336.46	0.00	0.00	362,543.45	0.00	0.00	0.00	0.00	0.00	0.00	0.00	0.00	0.00	0.00	0.00	362,543.45	0.00	0.00	0.00	0.00	309,206.99	53,336.46	0.00	0.00	362,543.45		
Non-Cash Availment Authority (NCAA)	0.00	0.00	0.00	0.00	0.00	0.00	0.00	0.00	0.00	0.00	0.00	0.00	0.00	0.00	0.00	0.00	0.00	0.00	0.00	0.00	0.00	0.00	0.00	0.00	0.00	0.00	0.00	
Disbursements effected through outright deductions from claims (please specify...)	0.00	0.00	0.00	0.00	0.00	0.00	0.00	0.00	0.00	0.00	0.00	0.00	0.00	0.00	0.00	0.00	0.00	0.00	0.00	0.00	0.00	0.00	0.00	0.00	0.00	0.00	0.00	
Overpayment of expenses(e.g. personnel benefits)	0.00	0.00	0.00	0.00	0.00	0.00	0.00	0.00	0.00	0.00	0.00	0.00	0.00	0.00	0.00	0.00	0.00	0.00	0.00	0.00	0.00	0.00	0.00	0.00	0.00	0.00	0.00	
Restitution for loss of government property	0.00	0.00	0.00	0.00	0.00	0.00	0.00	0.00	0.00	0.00	0.00	0.00	0.00	0.00	0.00	0.00	0.00	0.00	0.00	0.00	0.00	0.00	0.00	0.00	0.00	0.00	0.00	
Liquidated damages and similar claims	0.00	0.00	0.00	0.00	0.00	0.00	0.00	0.00	0.00	0.00	0.00	0.00	0.00	0.00	0.00	0.00	0.00	0.00	0.00	0.00	0.00	0.00	0.00	0.00	0.00	0.00	0.00	
Others (TEF, BTr-Documentary Stamp Tax, etc.)	0.00	0.00	0.00	0.00	0.00	0.00	0.00	0.00	0.00	0.00	0.00	0.00	0.00	0.00	0.00	0.00	0.00	0.00	0.00	0.00	0.00	0.00	0.00	0.00	0.00	0.00	0.00	
TOTAL NON-CASH DISBURSEMENTS	309,206.99	53,336.46	0.00	0.00	362,543.45	0.00	0.00	0.00	0.00	0.00	0.00	0.00	0.00	0.00	0.00	0.00	362,543.45	0.00	0.00	0.00	0.00	309,206.99	53,336.46	0.00	0.00	362,543.45		
GRAND TOTAL	2,790,081.94	2,938,574.65	0.00	0.00	5,728,656.59	0.00	0.00	0.00	0.00	0.00	0.00	0.00	0.00	0.00	0.00	0.00	5,728,656.59	0.00	0.00	0.00	0.00	2,790,081.94	2,938,574.65	0.00	0.00	5,728,656.59		


SUMMARY

Particulars	Previous Report	This Month	As at Date
(1)	(2)	(3)	(4)
Total Disbursement Authorities Received	6,356,917.06	5,295,103.45	11,652,020.51
NCA	5,597,000.00	3,637,000.00	9,234,000.00
NTA	421,366.00	1,295,560.00	1,716,926.00
Working Fund	0.00	0.00	0.00
TRA	338,551.06	362,543.45	701,094.51
CDC	0.00	0.00	0.00
NCAA	0.00	0.00	0.00
Less: Notice of Transfer of Allocations (NTA)* issued	0.00	0.00	0.00
Total Disbursement Authorities Available	6,356,917.06	5,295,103.45	11,652,020.51
Less:	0.00	0.00	0.00
Lapsed NCA	0.00	200,004.57	200,004.57
Disbursements	5,723,359.35	5,728,656.59	11,452,015.94
Less: Other Non-Cash Disbursements	0.00	0.00	0.00
Disbursements effected through outright deductions from claims	0.00	0.00	0.00
Overpayment of expenses(e.g. personnel benefits)	0.00	0.00	0.00
Restitution for loss of government property	0.00	0.00	0.00
Liquidated damages and similar claims	0.00	0.00	0.00
Others (e.g. TEF, BTr, Docs Stamp, etc.)	0.00	0.00	0.00
Add/Less: Adjustments (e.g. cancelled/staled checks)	0.00	0.00	0.00
Balance of Disbursement Authorities as at date	633,557.71	(633,557.71)	0.00
Total Disbursements Program	6,356,917.06	5,295,103.45	11,652,020.51
Less: *Actual Disbursements	5,723,359.35	5,728,656.59	11,452,015.94
(Over)/Under spending	633,557.71	(433,553.14)	200,004.57


Notes: * The use of NTA is discouraged
 Notes: ** Amounts should tally with the grand total disbursemt (column 27).

Certified Correct:

 EVELYN E. BARILLO
 CHIEF ACCOUNTANT

Date:

Recommending Approval:

 REBECCA F. PRECIA
 OIC, Chief Finance & Admin. Division

Date:

Approved By:

 LEO VAN V. JUGUAN, CESO V
 Regional Director

Date: