




MONTHLY REPORT OF DISBURSEMENTS
For the 3rd Quarter of 2016

Department: **DEPARTMENT OF ENVIRONMENT AND NATURAL RESOURCES**
Entity Name: **MINES AND GEOSCIENCES BUREAU**
Operating Unit: **REGION VIII**
Organization Code (UACS): **10 003 03 00008**
Funding Source Code (as clustered): **01101407**

| PARTICULARS | CURRENT YEAR BUDGET | | | | | PRIOR YEAR'S BUDGET | | | | | | | | | | | SUB-TOTAL | TRUST LIABILITIES | | | | GRAND TOTAL | | | | | Remarks | |
|--|---------------------|------------|----------|----|-------------|-------------------------------|------|----------|----|---------------|---------------------------------|------|----------|----|------------------|------------|------------|-------------------|------|----|---------------|-------------|------------|----------|----|------------------|---------|------------|
| | PS | MOOE | Fin. Exp | CO | TOTAL | PRIOR YEAR'S ACCOUNTS PAYABLE | | | | | CURRENT YEAR'S ACCOUNTS PAYABLE | | | | | TOTAL | | PS | MOOE | CO | TOTAL | PS | MOOE | Fin. Exp | CO | TOTAL | | |
| | | | | | | PS | MOOE | Fin. Exp | CO | Sub-Total | PS | MOOE | Fin. Exp | CO | Sub-Total | | | | | | | | | | | | | |
| 1 | 2 | 3 | 4 | 5 | 6=(2+3+4+5) | 7 | 8 | 9 | 10 | 11=(7+8+9+10) | 12 | 13 | 14 | 15 | 16=(12+13+14+15) | 17=(11+16) | 18=(6+17) | 19 | 20 | 21 | 22=(19+20+21) | 23 | 24 | 25 | 26 | 27=(23+24+25+26) | 28 | |
| Notice of Cash Allocation (NCA) | - | - | - | - | - | - | - | - | - | - | - | - | - | - | - | - | - | - | - | - | - | - | - | - | - | - | - | - |
| MDS Checks Issued | - | - | - | - | - | - | - | - | - | - | - | - | - | - | - | - | - | - | - | - | - | - | - | - | - | - | - | - |
| Advice to Debit Account | - | - | - | - | - | - | - | - | - | - | - | - | - | - | - | - | - | - | - | - | - | - | - | - | - | - | - | - |
| Working Fund (NCA issued to BTr) | - | - | - | - | - | - | - | - | - | - | - | - | - | - | - | - | - | - | - | - | - | - | - | - | - | - | - | - |
| Tax Remittance Advices Issued (TRA) | - | - | - | - | - | - | - | - | - | - | - | - | - | - | - | - | - | - | - | - | - | - | - | - | - | - | - | - |
| Cash Disbursement Ceiling (CDC) | - | - | - | - | - | - | - | - | - | - | - | - | - | - | - | - | - | - | - | - | - | - | - | - | - | - | - | - |
| Non-Cash Availment Authority (NCAA) | - | - | - | - | - | - | - | - | - | - | - | - | - | - | - | - | - | - | - | - | - | - | - | - | - | - | - | - |
| Others (CDT, BTr Docs Stamp, etc.) | - | - | - | - | - | - | - | - | - | - | - | - | - | - | - | - | - | - | - | - | - | - | - | - | - | - | - | - |
| TOTAL | - | - | - | - | - | - | - | - | - | - | - | - | - | - | - | - | - | - | - | - | - | - | - | - | - | - | - | - |
| AUGUST | - | 361,362.00 | - | - | 361,362.00 | - | - | - | - | - | - | - | - | - | - | - | 361,362.00 | - | - | - | - | - | 361,362.00 | - | - | - | - | 361,362.00 |
| Notice of Cash Allocation | - | 361,362.00 | - | - | 361,362.00 | - | - | - | - | - | - | - | - | - | - | - | 361,362.00 | - | - | - | - | - | 361,362.00 | - | - | - | - | 361,362.00 |
| MDS Checks Issue | - | 361,361.58 | - | - | 361,361.58 | - | - | - | - | - | - | - | - | - | - | - | 361,361.58 | - | - | - | - | - | 361,361.58 | - | - | - | - | 361,361.58 |
| Advice to Debit Account | - | - | - | - | - | - | - | - | - | - | - | - | - | - | - | - | - | - | - | - | - | - | - | - | - | - | - | - |
| Tax Remittance Advices Issued | - | - | - | - | - | - | - | - | - | - | - | - | - | - | - | - | - | - | - | - | - | - | - | - | - | - | - | - |
| Cash Disbursement Ceiling | - | - | - | - | - | - | - | - | - | - | - | - | - | - | - | - | - | - | - | - | - | - | - | - | - | - | - | - |
| Non-Cash Availment Authority | - | - | - | - | - | - | - | - | - | - | - | - | - | - | - | - | - | - | - | - | - | - | - | - | - | - | - | - |
| Others (CDT, Docs Stamp, etc.) | - | - | - | - | - | - | - | - | - | - | - | - | - | - | - | - | - | - | - | - | - | - | - | - | - | - | - | - |
| TOTAL | - | 722,723.58 | - | - | 722,723.58 | - | - | - | - | - | - | - | - | - | - | - | 722,723.58 | - | - | - | - | - | 722,723.58 | - | - | - | - | 722,723.58 |
| SEPTEMBER | - | - | - | - | - | - | - | - | - | - | - | - | - | - | - | - | - | - | - | - | - | - | - | - | - | - | - | - |
| Notice of Cash Allocation | - | - | - | - | - | - | - | - | - | - | - | - | - | - | - | - | - | - | - | - | - | - | - | - | - | - | - | - |
| MDS Checks Issue | - | - | - | - | - | - | - | - | - | - | - | - | - | - | - | - | - | - | - | - | - | - | - | - | - | - | - | - |
| Advice to Debit Account | - | - | - | - | - | - | - | - | - | - | - | - | - | - | - | - | - | - | - | - | - | - | - | - | - | - | - | - |
| Tax Remittance Advices Issued | - | - | - | - | - | - | - | - | - | - | - | - | - | - | - | - | - | - | - | - | - | - | - | - | - | - | - | - |
| Cash Disbursement Ceiling | - | - | - | - | - | - | - | - | - | - | - | - | - | - | - | - | - | - | - | - | - | - | - | - | - | - | - | - |
| Non-Cash Availment Authority | - | - | - | - | - | - | - | - | - | - | - | - | - | - | - | - | - | - | - | - | - | - | - | - | - | - | - | - |
| Others (CDT, Docs Stamp, etc.) | - | - | - | - | - | - | - | - | - | - | - | - | - | - | - | - | - | - | - | - | - | - | - | - | - | - | - | - |
| TOTAL | - | - | - | - | - | - | - | - | - | - | - | - | - | - | - | - | - | - | - | - | - | - | - | - | - | - | - | - |
| 2ND QUARTER | - | 361,362.00 | - | - | 361,362.00 | - | - | - | - | - | - | - | - | - | - | - | 361,362.00 | - | - | - | - | - | 361,362.00 | - | - | - | - | 361,362.00 |
| Notice of Cash Allocation | - | 361,362.00 | - | - | 361,362.00 | - | - | - | - | - | - | - | - | - | - | - | 361,362.00 | - | - | - | - | - | 361,362.00 | - | - | - | - | 361,362.00 |
| MDS Checks Issue | - | 361,361.58 | - | - | 361,361.58 | - | - | - | - | - | - | - | - | - | - | - | 361,361.58 | - | - | - | - | - | 361,361.58 | - | - | - | - | 361,361.58 |
| Advice to Debit Account | - | - | - | - | - | - | - | - | - | - | - | - | - | - | - | - | - | - | - | - | - | - | - | - | - | - | - | - |
| Tax Remittance Advices Issued | - | - | - | - | - | - | - | - | - | - | - | - | - | - | - | - | - | - | - | - | - | - | - | - | - | - | - | - |
| Cash Disbursement Ceiling | - | - | - | - | - | - | - | - | - | - | - | - | - | - | - | - | - | - | - | - | - | - | - | - | - | - | - | - |
| Non-Cash Availment Authority | - | - | - | - | - | - | - | - | - | - | - | - | - | - | - | - | - | - | - | - | - | - | - | - | - | - | - | - |
| Others (CDT, Docs Stamp, etc.) | - | - | - | - | - | - | - | - | - | - | - | - | - | - | - | - | - | - | - | - | - | - | - | - | - | - | - | - |
| GRAND TOTAL | - | 722,723.58 | - | - | 722,723.58 | - | - | - | - | - | - | - | - | - | - | - | 722,723.58 | - | - | - | - | - | 722,723.58 | - | - | - | - | 722,723.58 |

| SUMMARY: | Previous Report (August) | | | This month (September) | | | As of Date | | |
|---|--------------------------|------------|----------|------------------------|------|----------|------------|------|----------|
| | PS | MOOE | Fin. Exp | PS | MOOE | Fin. Exp | PS | MOOE | Fin. Exp |
| Total Disbursement Authorities Received | - | 361,362.00 | - | - | - | - | - | - | - |
| NCA | - | 361,362.00 | - | - | - | - | - | - | - |
| Working Fund | - | - | - | - | - | - | - | - | - |
| TRA | - | - | - | - | - | - | - | - | - |
| CDC | - | - | - | - | - | - | - | - | - |
| NCAA | - | - | - | - | - | - | - | - | - |
| Others (CDT, BTr Docs Stamp, etc.) | - | - | - | - | - | - | - | - | - |
| Less: Notice of Transfer Allocations (NTA)* Issued | - | - | - | - | - | - | - | - | - |
| Total Disbursements Authorities Available | - | 361,362.00 | - | - | - | - | - | - | - |
| Less: Lapsed NCA Disbursements * | - | 361,361.58 | - | - | - | - | - | - | - |
| Balance of Disbursements Authorities as of to date | - | 0.42 | - | - | - | - | - | - | 0.42 |

| | Previous Report (August) | | | This month (Sept) | | | As of Date | | |
|------------------------------|--------------------------|------------|----------|-------------------|------|----------|------------|------|----------|
| | PS | MOOE | Fin. Exp | PS | MOOE | Fin. Exp | PS | MOOE | Fin. Exp |
| Total Disbursements Program | - | 361,362.00 | - | - | - | - | - | - | - |
| Less: * Actual Disbursements | - | 361,361.58 | - | - | - | - | - | - | - |
| (Over)/Under spending | - | 0.42 | - | - | - | - | - | - | 0.42 |

| | | | | | |
|--------------------|---|-----------|---|--------------|---|
| Certified Correct: |  | Noted by: |  | Approved By: |  |
| | EVELYN E. BARILLO | | REBECCA F. PRECIA | | RAUL A. LAPUT |
| Date: | Agency Chief Accountant | Date: | OIC, Chief Finance & Admin. Division | Date: | Head of Agency or Authorized Representative |