




MONTHLY REPORT OF DISBURSEMENTS  
For the 2nd Quarter of 2016

Department: DEPARTMENT OF ENVIRONMENT AND NATURAL RESOURCES  
Entity Name: MINES AND GEOSCIENCES BUREAU  
Operating Unit: REGION VIII  
Organization Code (UACS): 10 003 03 00008  
Funding Source Code (as clustered): 01101101

PARTICULARS	CURRENT YEAR BUDGET					PRIOR YEAR'S BUDGET											SUB-TOTAL	TRUST LIABILITIES				GRAND TOTAL					Remarks	
	PS	MOOE	Fin. Exp	CO	TOTAL	PRIOR YEAR'S ACCOUNTS PAYABLE					CURRENT YEAR'S ACCOUNTS PAYABLE							TOTAL	PS	MOOE	CO	TOTAL	PS	MOOE	Fin. Exp	CO		TOTAL
						PS	MOOE	Fin. Exp	CO	Sub-Total	PS	MOOE	Fin. Exp	CO	Sub-Total	PS												
1	2	3	4	5	6=(2+3+4+5)	7	8	9	10	11=(7+8+9)	12	13	14	15	16=(12+13+14+15)	17=(11+16)	18=(6+17)	19	20	21	22=(19+20+21)	23	24	25	26	27=(23+24+25+26)	28	
<b>Notice of Cash Allocation (NCA)</b>	<b>1,389,000.00</b>	<b>2,095,000.00</b>	-	-	<b>3,484,000.00</b>																							
MDS Checks Issued	622,002.25	672,572.21			1,294,574.46																							
Advice to Debit Account	640,188.96	519,378.54			1,159,567.50																							
<b>Working Fund (NCA Issued to BTr)</b>																												
<b>Tax Remittance Advices Issued (TRA)</b>	<b>135,733.92</b>	<b>12,200.60</b>			<b>147,934.52</b>																							
<b>Cash Disbursement Ceiling (CDC)</b>																												
<b>Non-Cash Availment Authority (NCAA)</b>																												
<b>Others (CDT, BTr Docs Stamp, etc.)</b>																												
<b>TOTAL</b>	<b>2,786,925.13</b>	<b>3,299,151.35</b>			<b>6,086,076.48</b>																							
<b>MAY</b>																												
Notice of Cash Allocation	1,810,000.00	1,871,000.00			3,681,000.00																							
MDS Checks Issue	559,499.40	822,366.46			1,381,865.86																							
Advice to Debit Account	1,698,182.00	1,192,743.44			2,890,925.44																							
Tax Remittance Advices Issued	156,740.40	26,850.32			183,590.72																							
Cash Disbursement Ceiling																												
Non-Cash Availment Authority																												
Others (CDT, Docs Stamp, etc.)																												
<b>TOTAL</b>	<b>4,224,421.80</b>	<b>3,912,960.22</b>			<b>8,137,382.02</b>																							
<b>JUNE</b>																												
Notice of Cash Allocation	2,247,321.00	2,743,000.00			4,990,321.00																							
MDS Checks Issue	609,367.01	939,665.60		100,816.27	1,649,848.88																							
Advice to Debit Account	623,613.00	1,017,871.85			1,641,484.85																							
Tax Remittance Advices Issued	156,742.65	44,987.17		5,706.58	207,436.40																							
Cash Disbursement Ceiling																												
Non-Cash Availment Authority																												
Others (CDT, Docs Stamp, etc.)																												
<b>TOTAL</b>	<b>3,637,043.66</b>	<b>4,745,524.62</b>		106,522.85	<b>8,489,091.13</b>																							
<b>2ND QUARTER</b>																												
Notice of Cash Allocation	5,446,321.00	6,709,000.00			12,155,321.00																							
MDS Checks Issue	1,790,868.66	2,434,604.27		100,816.27	4,326,289.20																							
Advice to Debit Account	2,961,983.96	2,729,993.83			5,691,977.79																							
Tax Remittance Advices Issued	449,216.97	84,038.09		5,706.58	538,961.64																							
Cash Disbursement Ceiling																												
Non-Cash Availment Authority																												
Others (CDT, Docs Stamp, etc.)																												
<b>GRAND TOTAL</b>	<b>10,648,390.59</b>	<b>11,957,636.19</b>		106,522.85	<b>22,712,549.63</b>																							

SUMMARY:	Previous Report (May)			This month (June)			As of Date		
	Total Disbursement Authorities Received								
NCA		17,639,000.00		4,990,321.00		22,629,321.00			
Working Fund									
TRA		910,539.69		207,436.40		1,117,976.09			
CDC									
NCAA									
Others (CDT, BTr Docs Stamp, etc.)									
<b>Less: Notice of Transfer Allocations (NTA)* issued</b>									
<b>Total Disbursements Authorities Available</b>		18,549,539.69		5,197,757.40		23,747,297.09			
Less: Lapsed NCA Disbursements *		15,682,770.56		3,498,770.13		19,181,540.69			
<b>Balance of Disbursements Authorities as of to date</b>		2,866,769.13		1,698,987.27		4,565,756.40			
<b>Notes: The use of NTA is discouraged</b>									
* Amounts should tally									
Certified Correct:	 EVELYN E. BARILLO Agency Chief Accountant			Noted by:  REBECCA F. PRECIA OIC, Chief Finance & Admin. Division			Approved by:  NORITA S. CAGUIOA Head of Agency or Authorized Representative		
Date:									